



DISABILITY REPORT **for The Catholic Church** **in Australia**

BASED ON THE 2016 AUSTRALIAN CENSUS

Stephen Reid

Trudy Dantis

Marilyn Chee

Report prepared by:
National Centre for Pastoral Research
Australian Catholic Bishops Conference
GPO Box 368
Canberra ACT 2601
Australia

P: +61 (02) 6201 6812
E: ncpr@catholic.org.au
W: ncpr.catholic.org.au

© Copyright 2021 Australian Catholic Bishops Conference
First printed February 2021

IMPORTANT COPYRIGHT INFORMATION

The data in this report has been derived by the National Centre for Pastoral Research of the Australian Catholic Bishops Conference from customised Census tables obtained from the Australian Bureau of Statistics as part of the National Catholic Census Project 1991-2016.

All Census data is copyright © Commonwealth of Australia.

You are free to reproduce this document or any part of it. If any items of data are extracted from this document for use in reports or presentations or in any other way, please attribute the source of the material as follows:

'This material was prepared by the National Centre for Pastoral Research of the Australian Catholic Bishops Conference from Census data obtained from the Australian Bureau of Statistics.'

A shorter form is also acceptable:

'Prepared by the ACBC National Centre for Pastoral Research from ABS data.'

Contents

• About This Report	1
• About the ACBC National Centre for Pastoral Research	1
• Need for Assistance with Core Activities	2
• Provision of Unpaid Assistance to a Person with a Disability	4
• Sign Languages	7
• Appendix 1 – Social Profile Reports	9

About This Report

The information in this report has been sourced by the National Centre for Pastoral Research from the Australian Census, which is carried out every five years by the Australian Bureau of Statistics (ABS). Each Census year, the Centre obtains customised data on the Catholic population in Australia as part of the National Catholic Census Project (1991-2016). This data applies to all those who identify themselves as Catholic in the Census. The information is used to produce *Social Profiles* for every Catholic parish and diocese in the country, alongside a national profile. These are freely available for download from the NCPR website.

The information related to disability is included in the data received from the ABS. Two main variables have been used to produce the tables and charts in this report — ‘Core Activity Need for Assistance’ and ‘Provision of Unpaid Assistance to a Person with a Disability’. Comparative tables of these variables for all dioceses are provided. Most of the data comes from the 2016 Census, but some comparisons are provided with 2011 and earlier years.

A section of the report also includes information on Sign languages. This data is collected within the Language question in the Census and is derived from those who indicated that they spoke a language other than English at home.

The *Diocesan Social Profiles* contain detailed information related to disability on page 12 of each report. These pages have been reproduced here for ease of access and are included as appendices at the end of the report.



About the ACBC National Centre for Pastoral Research

The National Centre for Pastoral Research (NCPR) is an agency of the Australian Catholic Bishops Conference whose mission is “to assist the Catholic Church in Australia at all levels in understanding the cultural, social and personal dimensions of religion in the changing contemporary context”. The work of the NCPR is overseen by the Australian Catholic Council for Pastoral Research. The office is highly experienced in qualitative and quantitative social research, and its expertise is well-recognised in Church and academic circles in Australia and overseas.

Need for Assistance with Core Activities

The 2006 Census was the first to include the variable 'Core Activity Need for Assistance'. The variable was developed to measure the number of people with a profound or severe disability. The ABS defines the profound or severe disability population as: "those people needing help or assistance in one or more of the three core activity areas of self-care, mobility and communication, because of a long-term health condition (lasting six months or more), a disability (lasting six months or more), or old age".¹ Most people who need assistance with core activities live either in a family or in a place such as a nursing home, where the care they need is provided. But many live alone. Often people with a disability have fewer opportunities for social interaction.²

Figure 1. Catholics who need assistance with core activities 2006-2016 and All persons 2016

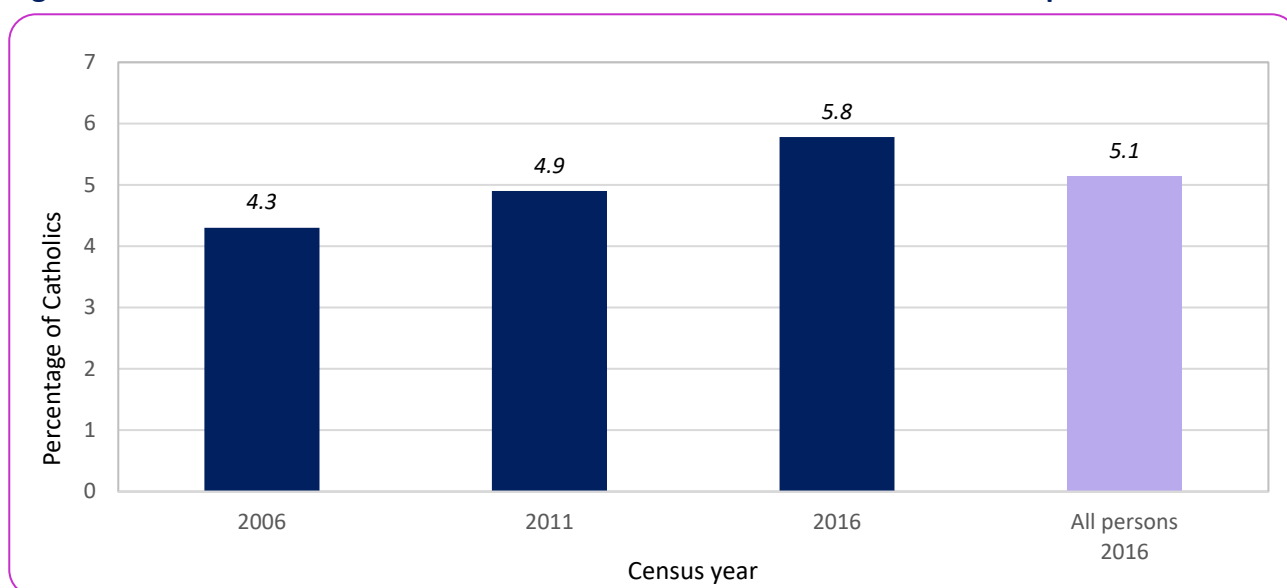


Figure 1 shows the percentage of Catholics in Australia with a severe or profound disability in 2006, 2011 and 2016, as well as a comparison to all Australians in 2016. The proportion of Catholics who needed assistance rose from 4.3 per cent in 2006 to 5.8 per cent in 2016. This means, that in 2016, around 305,800 Catholics were disabled to the extent that they required assistance with some core activities.

Table 1 shows the number of Catholics needing assistance with core activities in every diocese for each Census from 2006 to 2016. The Archdiocese of Melbourne recorded the highest number of Catholics (66,436) in this category in 2016. Significant high numbers were also seen in Archdiocese of Brisbane (39,635) and Sydney (36,027).

Proportionately, the Diocese of Lismore had the highest percentage (7.3%) of all dioceses with Catholics who had a severe or profound disability in 2016, followed by the Archdioceses of Hobart (7.1%) and Adelaide (6.9%). These three dioceses have had consistently high proportions over the last ten years.

¹ Australian Bureau of Statistics 2016. Census Dictionary Australia 2016, p. 180. Catalogue No. 2901.0.

² Australian Bureau of Statistics 2004. Australian Social Trends 2004. Catalogue No. 4102.0.

Table 1. Catholics needing assistance with core activities by diocese, 2006-2016

Diocese	2006		2011		2016	
	Number	Percent	Number	Percent	Number	Percent
Sydney	26,297	4.4	31,663	5.2	36,027	6.1
Armidale	1,888	4.3	2,165	4.9	2,351	5.6
Bathurst	2,927	4.4	3,419	5.0	3,794	5.8
Broken Bay	7,658	3.6	9,484	4.2	10,755	5.0
Lismore	5,984	5.5	7,309	6.6	7,722	7.3
Maitland-Newcastle	7,952	5.2	9,319	5.9	10,166	6.6
Parramatta	12,092	3.8	15,423	4.6	18,020	5.6
Wagga Wagga	2,578	4.1	3,073	4.8	3,470	5.8
Wilcannia-Forbes	1,491	4.5	1,717	5.3	1,662	5.7
Wollongong	8,243	4.6	10,503	5.6	12,246	6.5
Canberra & Goulburn	6,213	3.9	7,116	4.4	8,197	5.3
Melbourne	48,331	4.6	58,794	5.3	66,436	6.3
Ballarat	4,559	4.6	5,337	5.2	5,706	6.0
Sandhurst	4,181	4.6	5,178	5.5	5,442	6.1
Sale	4,219	4.1	5,756	4.8	6,774	5.6
Brisbane	26,258	4.1	32,456	4.5	39,635	5.5
Cairns	2,197	3.8	2,622	4.2	3,298	5.2
Rockhampton	3,643	3.7	4,336	4.0	5,500	5.0
Toowoomba	2,651	4.2	3,088	4.7	3,474	5.3
Townsville	2,754	3.8	3,301	4.1	4,134	5.1
Adelaide	14,356	5.2	17,011	5.9	18,908	6.9
Port Pirie	1,340	4.9	1,629	5.8	1,660	6.2
Perth	14,711	3.9	16,856	3.9	19,029	4.4
Broome	221	2.7	307	3.1	334	3.3
Bunbury	2,056	3.8	2,545	4.0	3,013	4.8
Geraldton	609	2.7	833	2.8	939	3.1
Hobart	4,438	5.1	5,217	5.9	5,530	7.1
Darwin	1,013	2.5	1,254	2.8	1,570	3.2
Australia	220,860	4.3	267,711	4.9	305,819	5.8

Provision of Unpaid Assistance to a Person with a Disability

Another question first included in the 2006 Census asked whether the respondent had provided unpaid assistance to a person with a disability in the two weeks prior to the Census.

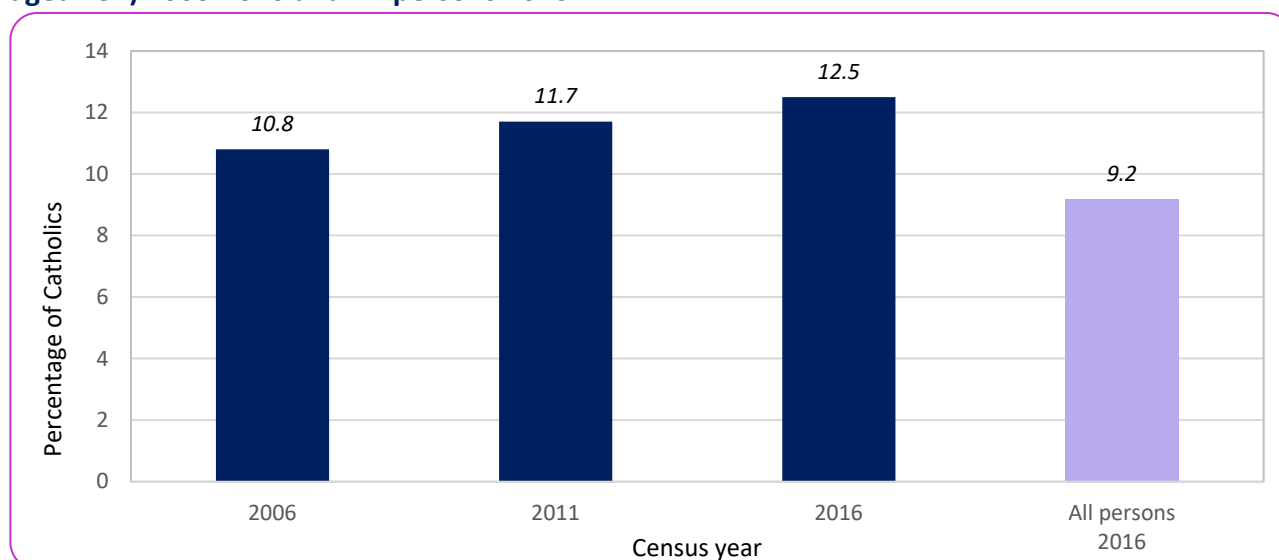
The Australian Bureau of Statistics defines such assistance as unpaid help or supervision given to another person to assist them with daily activities because of a disability, a long-term health condition or problems related to old age. A long-term illness is one that has lasted or is likely to last for six months or more. Furthermore, the care could have been provided to family members or other people, but excludes care given through an organisation or club. Care provided by recipients of Carer Allowance or Carer Payment is included as unpaid care.³

According to the ABS, examples of unpaid caring can include, but is not limited to:

- bathing, dressing, toileting and feeding someone
- helping someone to move around
- helping someone to understand or be understood by others
- providing emotional support to someone and helping them to maintain friendships and social activities
- helping with or supervising medication or dressing wounds
- cleaning, laundry, cooking, managing diets and preparing meals
- performing housework, light household repairs or maintenance
- managing household finances
- driving or accompanying someone to appointments and activities.⁴

The question was not applicable to persons aged 0-14.

Figure 2. Catholics who provided unpaid assistance to a person with a disability (% of Catholics aged 15+) 2006-2016 and All persons 2016



³ Australian Bureau of Statistics 2016. Census Dictionary Australia 2016, p. 241. Catalogue No. 2901.0.

⁴ Australian Bureau of Statistics 2016. Census Dictionary Australia 2016, p. 241. Catalogue No. 2901.0.

Figure 2 shows the percentage of Catholics in Australia aged 15 and over who provided unpaid assistance to a person with some form of disability in 2006, 2011 and 2016, as well as a comparison to all Australians in 2016. The proportion of the Catholic population providing assistance has risen at each Census, and in 2016, just over 530,000 Catholics did so. The Catholic proportion (12.5%) is considerably higher than the figures for the Australian population overall, where just over nine per cent assisted people with a disability in 2016.

Table 2. Catholics providing unpaid assistance to a person with a disability by diocese, 2006-2016

Diocese	2006		2011		2016	
	Number	Percent	Number	Percent	Number	Percent
Sydney	50,350	10.5	57,208	11.5	59,060	12.2
Armidale	3,821	11.4	4,172	12.2	4,248	12.9
Bathurst	5,596	11.2	6,347	12.3	6,474	12.8
Broken Bay	18,538	11.3	20,947	12.1	21,637	12.8
Lismore	10,266	12.2	11,845	13.3	11,721	13.8
Maitland-Newcastle	14,769	12.3	16,481	13.0	16,943	13.6
Parramatta	24,863	10.2	29,669	11.6	30,798	12.2
Wagga Wagga	5,366	11.2	6,010	12.3	6,215	13.2
Wilcannia-Forbes	2,927	11.6	3,098	12.3	2,967	12.9
Wollongong	16,202	11.6	19,209	13.0	20,495	13.5
Canberra & Goulburn	13,779	11.0	15,677	12.1	16,267	13.1
Melbourne	92,981	10.9	107,645	12.0	112,218	12.9
Ballarat	9,010	11.7	9,979	12.4	10,389	13.6
Sandhurst	8,229	11.8	9,728	13.2	10,096	14.0
Sale	8,647	10.8	10,990	11.6	12,249	12.5
Brisbane	52,259	10.3	62,454	11.0	67,683	12.0
Cairns	4,253	9.6	5,221	10.7	5,657	11.8
Rockhampton	7,166	9.6	8,459	10.2	9,349	11.2
Toowoomba	4,968	10.5	5,648	11.2	6,172	12.2
Townsville	5,356	9.6	6,400	10.3	7,178	11.7
Adelaide	26,747	11.8	30,309	12.7	30,845	13.6
Port Pirie	2,351	11.1	2,659	11.8	2,799	12.8
Perth	30,561	10.1	35,395	10.4	38,211	11.1
Broome	678	11.5	776	10.9	815	13.1
Bunbury	4,069	9.6	5,169	10.5	5,773	11.3
Geraldton	1,356	7.9	1,875	8.3	1,928	8.9
Hobart	7,862	11.2	8,653	12.0	8,303	12.6
Darwin	2,333	7.7	3,064	8.8	3,343	9.5
Australia	435,303	10.8	505,087	11.7	530,045	12.5

Table 2 shows the number of Catholics providing unpaid assistance to a person with a disability in every diocese in 2006, 2011 and 2016. In 2016, the Archdiocese of Melbourne had the highest

number of such Catholics (112,218), followed by the Archdiocese of Brisbane (67,683) and the Archdiocese of Sydney (59,060).

Proportionately, in 2016, the Diocese of Sandhurst had the highest percentage of Catholics (14%) who provided assistance, followed by the Diocese of Lismore (13.8%). The dioceses of Maitland-Newcastle, Ballarat and Adelaide had a similarly high proportion (13.6%). Between 2011 and 2016, in every diocese, there was a consistent increase in the proportion of Catholics providing unpaid assistance to a person with a disability.

Sign Languages

A question on the 2016 Census relating to languages other than English spoken at home provided the opportunity for respondents to name specific languages, including sign languages. It is recognised that undercounting of sign languages in the Census is common because of the phrasing of the question and the fact that many sign language users were unaware they could write it on the Census form ⁵. However, the data does provide a limited snapshot of the extent to which hearing impaired Catholics in Australia use sign languages.

Table 3. Language used at home (Sign Languages only) by Catholics by dioceses, 2016

Diocese	Auslan	Key Word Sign Australia	Sign Languages, not elsewhere classified	Sign Languages, not further defined	Total
Sydney	149	0	4	26	179
Armidale	3	0	0	0	3
Bathurst	20	0	0	9	29
Broken Bay	84	0	0	8	92
Lismore	50	7	0	12	69
Maitland-Newcastle	76	0	0	12	88
Parramatta	158	3	0	18	179
Wagga Wagga	24	0	0	3	27
Wilcannia-Forbes	0	0	0	0	0
Wollongong	93	3	0	6	102
Canberra & Goulburn	42	0	0	0	42
Melbourne	460	7	0	32	499
Ballarat	31	0	0	0	31
Sandhurst	39	7	0	0	46
Sale	76	0	0	4	80
Brisbane	361	9	0	57	427
Cairns	44	0	0	3	47
Rockhampton	54	4	0	11	69
Toowoomba	25	0	0	13	38
Townsville	30	0	0	8	38
Adelaide	136	0	0	10	146
Port Pirie	5	0	0	0	5
Perth	167	4	3	21	195
Broome	5	0	0	0	5
Bunbury	10	3	0	0	13
Geraldton	0	0	0	0	0
Hobart	34	0	0	3	37
Darwin	16	0	0	0	16
Australia	2,192	47	7	256	2,502

Note: Table cells with small values should not be interpreted as exact figures.

⁵ See Ozolins and Bridge (1999), as cited in Willoughby, Louisa, Catherine Cook and The Deaf Society of New South Wales (2013), *The Distribution of New South Wales' Sign Language Users: Analysis from the 2001, 2006 And 2011 Census*, p. 1.

Overall, as shown in Table 3, there were around 2,500 Catholics in 2016 who indicated they used a sign language, representing around 0.05 per cent of all Catholics. The vast majority of them use Auslan (88%), the native language of the Australian Deaf Community, while a small proportion use Key Word Sign (2%). The dioceses which had the highest numbers of Catholics using sign languages were those with the highest Catholic populations. Foremost among these, was the Archdiocese of Melbourne, followed closely by the Archdiocese of Brisbane.

Appendix 1 – Social Profile Reports

The following tables and graphs appear on page 12 of each of the *Diocesan Social Profiles* based on the 2016 Australian Census. These have been reproduced here for easy comparison.

The Disability page from the national *Social Profile of the Catholic Community in Australia* has been provided first, followed by pages from each of the social profiles of all Catholic geographical dioceses in Australia. The complete profiles can be downloaded from the website of the National Centre for Pastoral Research www.ncpr.catholic.org.au.

There are two tables that appear in the Disability section on each page.

The first table provides information on the need for assistance with core activities by age, for males and females in different household compositions. The figures in this table for each diocese may not calculate back to the figures in Table 1 of this report, due to calculation irregularities in the original Census data.

The second table presents data on the provision of unpaid assistance by age, for all Catholic males and females. A chart, showing the percentage of Catholics with a core need for assistance, and those providing unpaid assistance by age is also included in each profile.

Disability

Australia

The 2006 Census was the first to include the variable Core Activity Need for Assistance. The variable was developed to measure the number of people with a profound or severe disability. ABS defines the profound or severe disability population as: 'those people needing help or assistance in one or more of the three core activity areas of self-care, mobility and communication, because of a long-term health condition (lasting six months or more), a disability (lasting six months or more), or old age'.¹ Most people who need assistance with core activities live either in a family or in a place such as a nursing home, where the care they need is provided. But many live alone. Often people with a disability have fewer opportunities for social interaction.²

Table 11a: Need for assistance with core activities by age

	0 - 14	15 - 44	45 - 64	65 - 74	75 - 84	85 and over	Total
Catholics who have need for assistance with core activities							
Family member							
Males	17,986	17,928	18,617	16,484	17,043	9,203	97,261
Females	8,361	15,307	23,526	16,878	21,093	13,046	98,211
Lone person							
Males	-	1,656	4,978	2,649	3,322	3,098	15,703
Females	-	1,159	4,846	4,122	10,566	11,803	32,496
Other non-family member & persons not present in a household on Census night³							
Males	272	1,919	4,978	1,667	1,225	675	10,736
Females	149	1,568	4,846	1,619	2,054	1,714	11,950
Total							
Males	18,258	21,503	28,573	20,800	21,590	12,976	123,700
Females	8,510	18,034	33,218	22,619	33,713	26,563	142,657

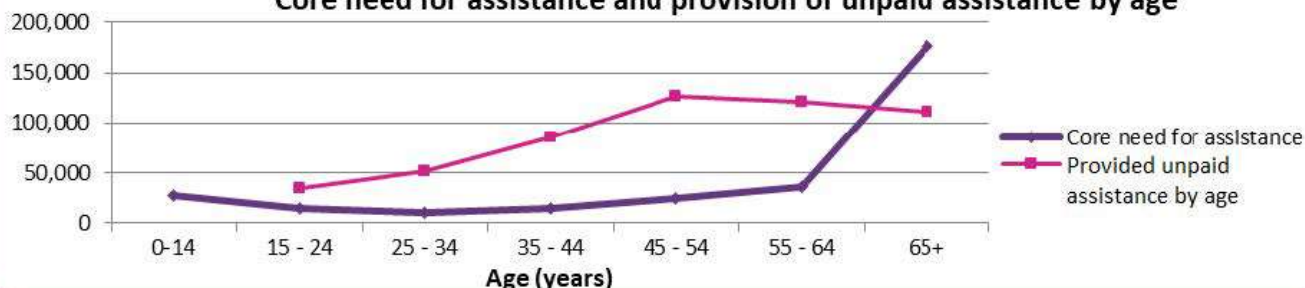
Table 11b: Provision of unpaid assistance by age

	15 - 24	25 - 34	35 - 44	45 - 54	55 - 64	65 and over	Total
Catholics who provide unpaid assistance to a person with a disability⁴							
Male	15,062	18,304	30,714	45,462	42,446	45,001	196,989
Female	19,157	32,810	55,515	81,387	78,581	65,596	333,046

Notes:

1. Australian Bureau of Statistics 2006. *Census Dictionary Australia 2006*. Catalogue No. 2901.0.
2. Australian Bureau of Statistics 2004. *Australian Social Trends 2004*. Catalogue No. 4102.0.
3. Among people aged 75 and over, being in hospital or a nursing home is a major reason for not being in a household on Census night.
4. The Census question asked whether the respondent had provided unpaid assistance to a person with a disability in the two weeks prior to the Census. The question is not applicable to persons aged 0-14.

Core need for assistance and provision of unpaid assistance by age



The 2006 Census was the first to include the variable Core Activity Need for Assistance. The variable was developed to measure the number of people with a profound or severe disability. ABS defines the profound or severe disability population as: "those people needing help or assistance in one or more of the three core activity areas of self-care, mobility and communication, because of a long-term health condition (lasting six months or more), a disability (lasting six months or more), or old age".¹ Most people who need assistance with core activities live either in a family or in a place such as a nursing home, where the care they need is provided. But many live alone. Often people with a disability have fewer opportunities for social interaction.²

How does the diocese support people who need assistance with core activities? How well are Catholic schools in the diocese equipped to meet the needs of students with a disability?

How does the diocese support and encourage Catholics who provide unpaid assistance to people with a disability?

Table 11a: Need for assistance with core activities by age

	0-14	15-44	45-64	65-74	75-84	85 and over	Total
Catholics who have need for assistance with core activities							
Family members:							
Males	1,452	2,101	3,061	2,555	3,401	2,638	15,208
Females	641	1,718	3,728	3,079	5,617	6,029	20,812
Lone Persons:							
Males	-	152	502	289	392	383	1,718
Females	-	105	537	505	1,341	1,455	3,943
Other non-family members or persons not present in a household on Census night³							
Males	12	138	258	139	129	74	750
Females	7	125	240	140	224	235	971
Total							
Males	1,464	2,391	3,821	2,983	3,922	3,095	17,676
Females	648	1,948	4,505	3,724	7,182	7,719	25,726

Table 11b: Provision of unpaid assistance by age

	15-24	25-34	35-44	45-54	55-64	65 and over	Total
Catholics who provide unpaid assistance to a person with a disability⁴							
Males	1,809	2,262	3,620	5,310	4,598	4,840	22,439
Females	2,173	3,517	6,289	9,240	8,258	7,144	36,621

Notes:

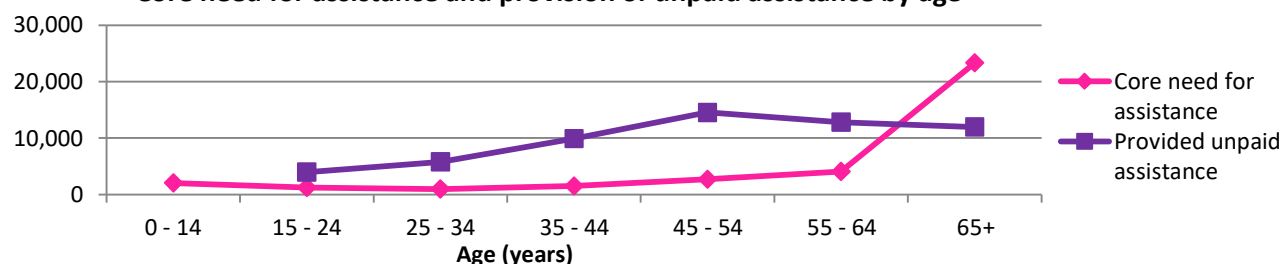
1. Australian Bureau of Statistics 2006. *Census Dictionary Australia 2006*. Catalogue No. 2901.0.

2. Australian Bureau of Statistics 2004. *Australian Social Trends 2004*. Catalogue No. 4102.0.

3. Among people aged 75 and over, being in hospital or a nursing home is a major reason for not being in a household on Census night.

4. The Census question asked whether the respondent had provided unpaid assistance to a person with a disability in the two weeks prior to the Census. The question is not applicable to persons aged 0-14.

Core need for assistance and provision of unpaid assistance by age



The 2006 Census was the first to include the variable Core Activity Need for Assistance. The variable was developed to measure the number of people with a profound or severe disability. ABS defines the profound or severe disability population as: "those people needing help or assistance in one or more of the three core activity areas of self-care, mobility and communication, because of a long-term health condition (lasting six months or more), a disability (lasting six months or more), or old age".¹ Most people who need assistance with core activities live either in a family or in a place such as a nursing home, where the care they need is provided. But many live alone. Often people with a disability have fewer opportunities for social interaction.²

How does the diocese support people who need assistance with core activities? How well are Catholic schools in the diocese equipped to meet the needs of students with a disability?

How does the diocese support and encourage Catholics who provide unpaid assistance to people with a disability?

Table 11a: Need for assistance with core activities by age

	0-14	15-44	45-64	65-74	75-84	85 and over	Total
Catholics who have need for assistance with core activities							
Family members:							
Males	164	186	264	213	193	101	1,121
Females	66	154	280	156	278	275	1,209
Lone Persons:							
Males	-	12	47	32	28	11	130
Females	-	8	44	25	84	87	248
Other non-family members or persons not present in a household on Census night³							
Males	8	29	37	16	14	-	104
Females	-	12	32	10	10	-	64
Total							
Males	172	227	348	261	235	112	1,355
Females	66	174	356	191	372	362	1,521

Table 11b: Provision of unpaid assistance by age

	15-24	25-34	35-44	45-54	55-64	65 and over	Total
Catholics who provide unpaid assistance to a person with a disability⁴							
Males	150	177	229	337	332	309	1,534
Females	199	308	447	591	633	536	2,714

Notes:

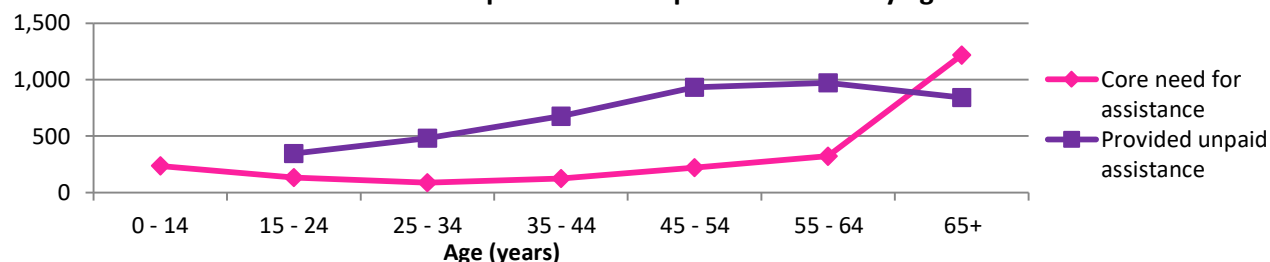
1. Australian Bureau of Statistics 2006. *Census Dictionary Australia 2006*. Catalogue No. 2901.0.

2. Australian Bureau of Statistics 2004. *Australian Social Trends 2004*. Catalogue No. 4102.0.

3. Among people aged 75 and over, being in hospital or a nursing home is a major reason for not being in a household on Census night.

4. The Census question asked whether the respondent had provided unpaid assistance to a person with a disability in the two weeks prior to the Census. The question is not applicable to persons aged 0-14.

Core need for assistance and provision of unpaid assistance by age



The 2006 Census was the first to include the variable Core Activity Need for Assistance. The variable was developed to measure the number of people with a profound or severe disability. ABS defines the profound or severe disability population as: "those people needing help or assistance in one or more of the three core activity areas of self-care, mobility and communication, because of a long-term health condition (lasting six months or more), a disability (lasting six months or more), or old age".¹ Most people who need assistance with core activities live either in a family or in a place such as a nursing home, where the care they need is provided. But many live alone. Often people with a disability have fewer opportunities for social interaction.²

How does the diocese support people who need assistance with core activities? How well are Catholic schools in the diocese equipped to meet the needs of students with a disability?

How does the diocese support and encourage Catholics who provide unpaid assistance to people with a disability?

Table 11a: Need for assistance with core activities by age

	0-14	15-44	45-64	65-74	75-84	85 and over	Total
Catholics who have need for assistance with core activities							
Family members:							
Males	250	338	436	314	280	201	1,819
Females	134	267	412	269	458	438	1,978
Lone Persons:							
Males	-	25	72	45	47	38	227
Females	-	26	81	48	103	115	373
Other non-family members or persons not present in a household on Census night³							
Males	4	21	45	27	10	10	117
Females	-	14	40	21	23	21	119
Total							
Males	254	384	553	386	337	249	2,163
Females	134	307	533	338	584	574	2,470

Table 11b: Provision of unpaid assistance by age

	15-24	25-34	35-44	45-54	55-64	65 and over	Total
Catholics who provide unpaid assistance to a person with a disability⁴							
Males	211	251	328	579	527	504	2,400
Females	273	464	616	946	964	811	4,074

Notes:

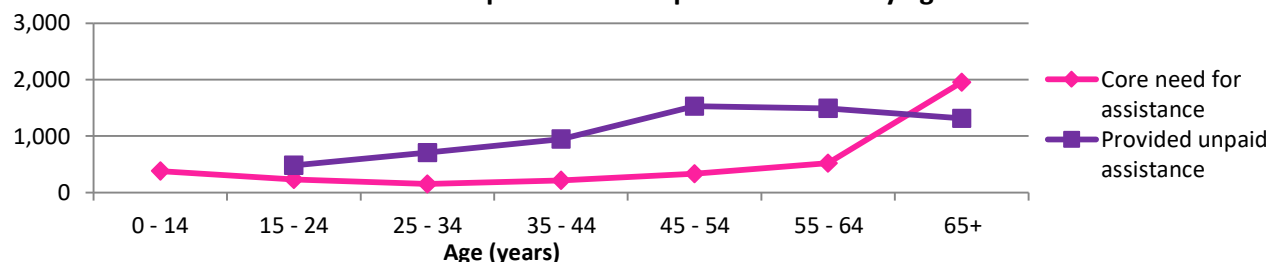
1. Australian Bureau of Statistics 2006. *Census Dictionary Australia 2006*. Catalogue No. 2901.0.

2. Australian Bureau of Statistics 2004. *Australian Social Trends 2004*. Catalogue No. 4102.0.

3. Among people aged 75 and over, being in hospital or a nursing home is a major reason for not being in a household on Census night.

4. The Census question asked whether the respondent had provided unpaid assistance to a person with a disability in the two weeks prior to the Census. The question is not applicable to persons aged 0-14.

Core need for assistance and provision of unpaid assistance by age



The 2006 Census was the first to include the variable Core Activity Need for Assistance. The variable was developed to measure the number of people with a profound or severe disability. ABS defines the profound or severe disability population as: "those people needing help or assistance in one or more of the three core activity areas of self-care, mobility and communication, because of a long-term health condition (lasting six months or more), a disability (lasting six months or more), or old age".¹ Most people who need assistance with core activities live either in a family or in a place such as a nursing home, where the care they need is provided. But many live alone. Often people with a disability have fewer opportunities for social interaction.²

How does the diocese support people who need assistance with core activities? How well are Catholic schools in the diocese equipped to meet the needs of students with a disability?

How does the diocese support and encourage Catholics who provide unpaid assistance to people with a disability?

Table 11a: Need for assistance with core activities by age

	0-14	15-44	45-64	65-74	75-84	85 and over	Total
Catholics who have need for assistance with core activities							
Family members:							
Males	699	806	798	710	903	734	4,650
Females	338	658	991	804	1451	1855	6,097
Lone Persons:							
Males	-	54	124	87	102	107	474
Females	-	34	162	124	318	468	1,106
Other non-family members or persons not present in a household on Census night³							
Males	9	65	88	56	34	17	269
Females	7	45	93	50	73	70	338
Total							
Males	708	925	1,010	853	1,039	858	5,393
Females	345	737	1,246	978	1,842	2,393	7,541

Table 11b: Provision of unpaid assistance by age

	15-24	25-34	35-44	45-54	55-64	65 and over	Total
Catholics who provide unpaid assistance to a person with a disability⁴							
Males	599	552	1,130	1,922	1,757	2,054	8,014
Females	668	1,026	2,069	3,481	3,348	3,031	13,623

Notes:

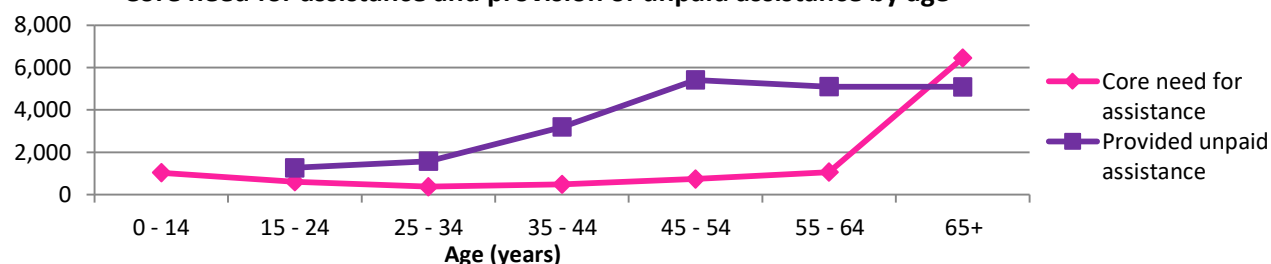
1. Australian Bureau of Statistics 2006. *Census Dictionary Australia 2006*. Catalogue No. 2901.0.

2. Australian Bureau of Statistics 2004. *Australian Social Trends 2004*. Catalogue No. 4102.0.

3. Among people aged 75 and over, being in hospital or a nursing home is a major reason for not being in a household on Census night.

4. The Census question asked whether the respondent had provided unpaid assistance to a person with a disability in the two weeks prior to the Census. The question is not applicable to persons aged 0-14.

Core need for assistance and provision of unpaid assistance by age



The 2006 Census was the first to include the variable Core Activity Need for Assistance. The variable was developed to measure the number of people with a profound or severe disability. ABS defines the profound or severe disability population as: “those people needing help or assistance in one or more of the three core activity areas of self-care, mobility and communication, because of a long-term health condition (lasting six months or more), a disability (lasting six months or more), or old age”.¹ Most people who need assistance with core activities live either in a family or in a place such as a nursing home, where the care they need is provided. But many live alone. Often people with a disability have fewer opportunities for social interaction.²

How does the diocese support people who need assistance with core activities? How well are Catholic schools in the diocese equipped to meet the needs of students with a disability?

How does the diocese support and encourage Catholics who provide unpaid assistance to people with a disability?

Table 11a: Need for assistance with core activities by age

	0-14	15-44	45-64	65-74	75-84	85 and over	Total
Catholics who have need for assistance with core activities							
Family members:							
Males	441	604	858	651	622	430	3,606
Females	214	454	890	649	866	1035	4,108
Lone Persons:							
Males	-	52	181	69	82	65	449
Females	-	28	132	88	192	284	724
Other non-family members or persons not present in a household on Census night³							
Males	15	65	111	57	40	20	308
Females	7	35	110	53	49	40	294
Total							
Males	456	721	1,150	777	744	515	4,363
Females	221	517	1,132	790	1,107	1,359	5,126

Table 11b: Provision of unpaid assistance by age

	15-24	25-34	35-44	45-54	55-64	65 and over	Total
Catholics who provide unpaid assistance to a person with a disability⁴							
Males	321	348	570	874	1,034	1,167	4,314
Females	353	663	1,048	1,652	1,974	1,717	7,407

Notes:

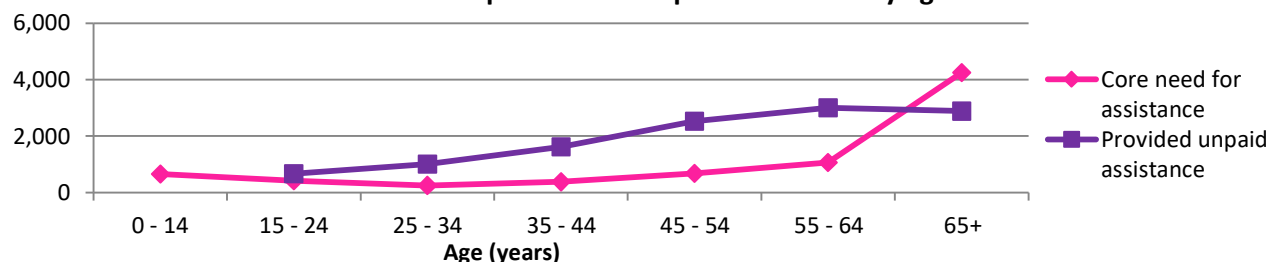
1. Australian Bureau of Statistics 2006. *Census Dictionary Australia 2006*. Catalogue No. 2901.0.

2. Australian Bureau of Statistics 2004. *Australian Social Trends 2004*. Catalogue No. 4102.0.

3. Among people aged 75 and over, being in hospital or a nursing home is a major reason for not being in a household on Census night.

4. The Census question asked whether the respondent had provided unpaid assistance to a person with a disability in the two weeks prior to the Census. The question is not applicable to persons aged 0-14.

Core need for assistance and provision of unpaid assistance by age



The 2006 Census was the first to include the variable Core Activity Need for Assistance. The variable was developed to measure the number of people with a profound or severe disability. ABS defines the profound or severe disability population as: "those people needing help or assistance in one or more of the three core activity areas of self-care, mobility and communication, because of a long-term health condition (lasting six months or more), a disability (lasting six months or more), or old age".¹ Most people who need assistance with core activities live either in a family or in a place such as a nursing home, where the care they need is provided. But many live alone. Often people with a disability have fewer opportunities for social interaction.²

How does the diocese support people who need assistance with core activities? How well are Catholic schools in the diocese equipped to meet the needs of students with a disability?

How does the diocese support and encourage Catholics who provide unpaid assistance to people with a disability?

Table 11a: Need for assistance with core activities by age

	0-14	15-44	45-64	65-74	75-84	85 and over	Total
Catholics who have need for assistance with core activities							
Family members:							
Males	734	868	1,120	812	737	531	4,802
Females	340	700	1,202	802	1,091	1,239	5,374
Lone Persons:							
Males	-	83	210	64	94	108	559
Females	-	50	198	114	290	376	1,028
Other non-family members or persons not present in a household on Census night³							
Males	4	87	118	65	43	19	336
Females	3	52	116	57	56	64	348
Total							
Males	738	1,038	1,448	941	874	658	5,697
Females	343	802	1,516	973	1,437	1,679	6,750

Table 11b: Provision of unpaid assistance by age

	15-24	25-34	35-44	45-54	55-64	65 and over	Total
Catholics who provide unpaid assistance to a person with a disability⁴							
Males	460	589	952	1,317	1,462	1,550	6,330
Females	608	1,083	1,644	2,410	2,648	2,220	10,613

Notes:

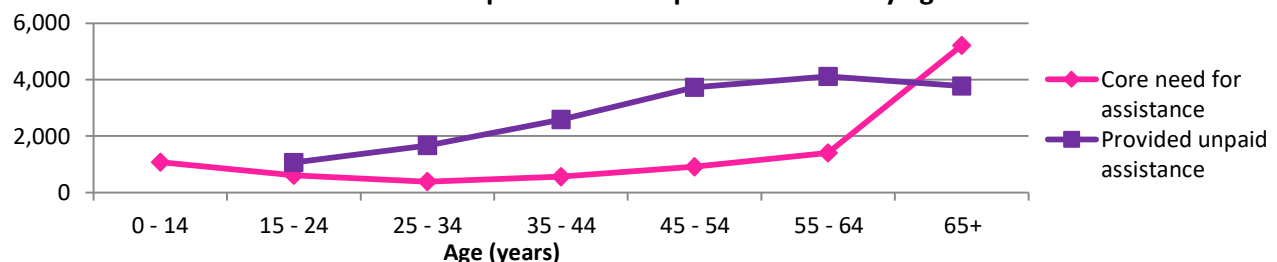
1. Australian Bureau of Statistics 2006. *Census Dictionary Australia 2006*. Catalogue No. 2901.0.

2. Australian Bureau of Statistics 2004. *Australian Social Trends 2004*. Catalogue No. 4102.0.

3. Among people aged 75 and over, being in hospital or a nursing home is a major reason for not being in a household on Census night.

4. The Census question asked whether the respondent had provided unpaid assistance to a person with a disability in the two weeks prior to the Census. The question is not applicable to persons aged 0-14.

Core need for assistance and provision of unpaid assistance by age



The 2006 Census was the first to include the variable Core Activity Need for Assistance. The variable was developed to measure the number of people with a profound or severe disability. ABS defines the profound or severe disability population as: “those people needing help or assistance in one or more of the three core activity areas of self-care, mobility and communication, because of a long-term health condition (lasting six months or more), a disability (lasting six months or more), or old age”.¹ Most people who need assistance with core activities live either in a family or in a place such as a nursing home, where the care they need is provided. But many live alone. Often people with a disability have fewer opportunities for social interaction.²

How does the diocese support people who need assistance with core activities? How well are Catholic schools in the diocese equipped to meet the needs of students with a disability?

How does the diocese support and encourage Catholics who provide unpaid assistance to people with a disability?

Table 11a: Need for assistance with core activities by age

	0-14	15-44	45-64	65-74	75-84	85 and over	Total
Catholics who have need for assistance with core activities							
Family members:							
Males	1,321	1,470	1,662	1,397	1,377	907	8,134
Females	613	1,203	2,085	1,620	2,155	2,217	9,893
Lone Persons:							
Males	-	62	238	118	150	142	710
Females	-	51	271	223	439	477	1,461
Other non-family members or persons not present in a household on Census night³							
Males	18	79	165	73	65	32	432
Females	3	91	150	91	117	102	554
Total							
Males	1,339	1,611	2,065	1,588	1,592	1,081	9,276
Females	616	1,345	2,506	1,934	2,711	2,796	11,908

Table 11b: Provision of unpaid assistance by age

	15-24	25-34	35-44	45-54	55-64	65 and over	Total
Catholics who provide unpaid assistance to a person with a disability⁴							
Males	1,063	1,214	2,056	2,563	2,287	2,331	11,514
Females	1,289	2,183	3,736	4,611	4,261	3,204	19,284

Notes:

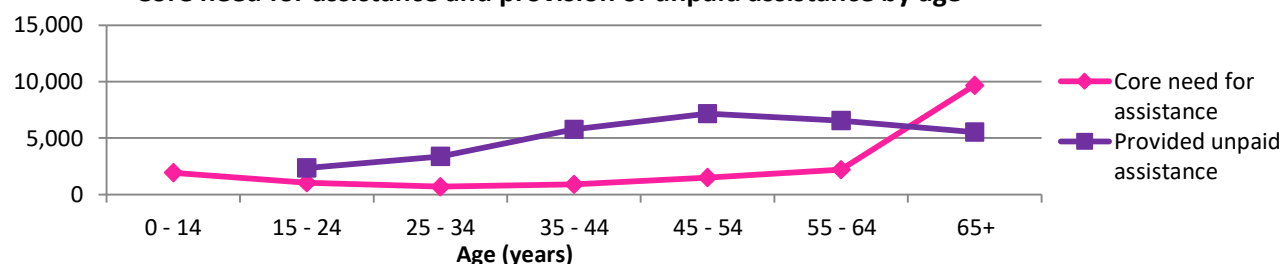
1. Australian Bureau of Statistics 2006. *Census Dictionary Australia 2006*. Catalogue No. 2901.0.

2. Australian Bureau of Statistics 2004. *Australian Social Trends 2004*. Catalogue No. 4102.0.

3. Among people aged 75 and over, being in hospital or a nursing home is a major reason for not being in a household on Census night.

4. The Census question asked whether the respondent had provided unpaid assistance to a person with a disability in the two weeks prior to the Census. The question is not applicable to persons aged 0-14.

Core need for assistance and provision of unpaid assistance by age



The 2006 Census was the first to include the variable Core Activity Need for Assistance. The variable was developed to measure the number of people with a profound or severe disability. ABS defines the profound or severe disability population as: “those people needing help or assistance in one or more of the three core activity areas of self-care, mobility and communication, because of a long-term health condition (lasting six months or more), a disability (lasting six months or more), or old age”.¹ Most people who need assistance with core activities live either in a family or in a place such as a nursing home, where the care they need is provided. But many live alone. Often people with a disability have fewer opportunities for social interaction.²

How does the diocese support people who need assistance with core activities? How well are Catholic schools in the diocese equipped to meet the needs of students with a disability?

How does the diocese support and encourage Catholics who provide unpaid assistance to people with a disability?

Table 11a: Need for assistance with core activities by age

	0-14	15-44	45-64	65-74	75-84	85 and over	Total
Catholics who have need for assistance with core activities							
Family members:							
Males	238	269	325	251	281	222	1,586
Females	120	240	337	236	396	530	1,859
Lone Persons:							
Males	-	23	63	30	41	30	187
Females	-	18	63	30	114	154	379
Other non-family members or persons not present in a household on Census night ³							
Males	3	20	49	12	17	6	107
Females	-	21	32	12	21	24	110
Total							
Males	241	312	437	293	339	258	1,880
Females	120	279	432	278	531	708	2,348

Table 11b: Provision of unpaid assistance by age

	15-24	25-34	35-44	45-54	55-64	65 and over	Total
Catholics who provide unpaid assistance to a person with a disability ⁴							
Males	204	213	334	520	518	514	2,303
Females	271	420	595	904	961	761	3,912

Notes:

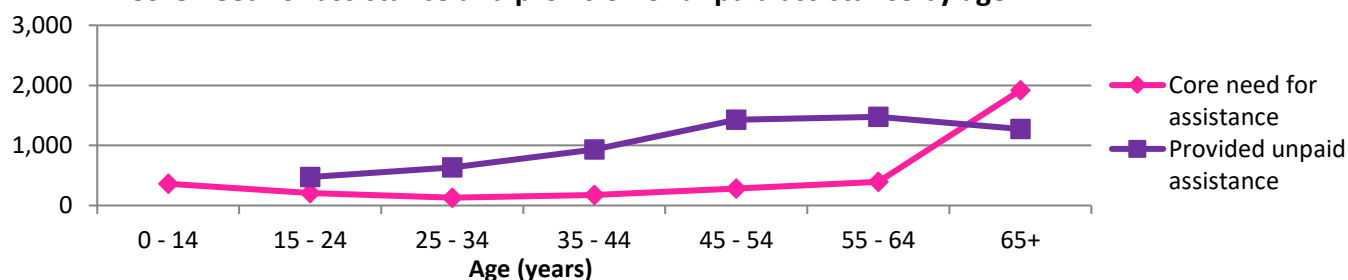
1. Australian Bureau of Statistics 2006. *Census Dictionary Australia 2006. Catalogue No. 2901.0.*

2. Australian Bureau of Statistics 2004. *Australian Social Trends 2004. Catalogue No. 4102.0.*

3. Among people aged 75 and over, being in hospital or a nursing home is a major reason for not being in a household on Census night.

4. The Census question asked whether the respondent had provided unpaid assistance to a person with a disability in the two weeks prior to the Census. The question is not applicable to persons aged 0-14.

Core need for assistance and provision of unpaid assistance by age



Disability

Diocese of Wilcannia-Forbes

The 2006 Census was the first to include the variable Core Activity Need for Assistance. The variable was developed to measure the number of people with a profound or severe disability. ABS defines the profound or severe disability population as: “those people needing help or assistance in one or more of the three core activity areas of self-care, mobility and communication, because of a long-term health condition (lasting six months or more), a disability (lasting six months or more), or old age”.¹ Most people who need assistance with core activities live either in a family or in a place such as a nursing home, where the care they need is provided. But many live alone. Often people with a disability have fewer opportunities for social interaction.²

How does the diocese support people who need assistance with core activities? How well are Catholic schools in the diocese equipped to meet the needs of students with a disability?

How does the diocese support and encourage Catholics who provide unpaid assistance to people with a disability?

Table 11a: Need for assistance with core activities by age

	0-14	15-44	45-64	65-74	75-84	85 and over	Total
Catholics who have need for assistance with core activities							
Family members:							
Males	103	120	191	182	153	74	823
Females	41	80	160	142	194	212	829
Lone Persons:							
Males	-	14	45	36	30	12	137
Females	-	-	25	26	44	42	137
Other non-family members or persons not present in a household on Census night ³							
Males	3	4	23	20	8	3	61
Females	3	12	19	13	13	7	67
Total							
Males	106	138	259	238	191	89	1,021
Females	44	92	204	181	251	261	1,033

Table 11b: Provision of unpaid assistance by age

	15-24	25-34	35-44	45-54	55-64	65 and over	Total
Catholics who provide unpaid assistance to a person with a disability ⁴							
Males	108	111	158	243	266	241	1,127
Females	127	221	320	427	412	333	1,840

Notes:

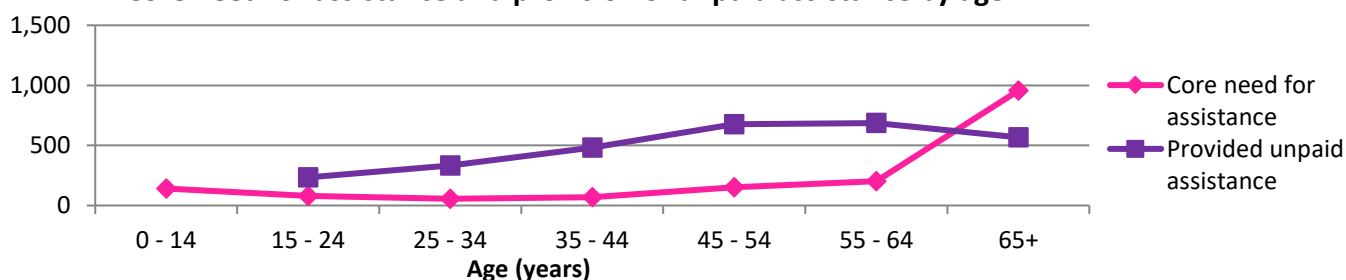
1. Australian Bureau of Statistics 2006. *Census Dictionary Australia 2006*. Catalogue No. 2901.0.

2. Australian Bureau of Statistics 2004. *Australian Social Trends 2004*. Catalogue No. 4102.0.

3. Among people aged 75 and over, being in hospital or a nursing home is a major reason for not being in a household on Census night.

4. The Census question asked whether the respondent had provided unpaid assistance to a person with a disability in the two weeks prior to the Census. The question is not applicable to persons aged 0-14.

Core need for assistance and provision of unpaid assistance by age



The 2006 Census was the first to include the variable Core Activity Need for Assistance. The variable was developed to measure the number of people with a profound or severe disability. ABS defines the profound or severe disability population as: “those people needing help or assistance in one or more of the three core activity areas of self-care, mobility and communication, because of a long-term health condition (lasting six months or more), a disability (lasting six months or more), or old age”.¹ Most people who need assistance with core activities live either in a family or in a place such as a nursing home, where the care they need is provided. But many live alone. Often people with a disability have fewer opportunities for social interaction.²

How does the diocese support people who need assistance with core activities? How well are Catholic schools in the diocese equipped to meet the needs of students with a disability?

How does the diocese support and encourage Catholics who provide unpaid assistance to people with a disability?

Table 11a: Need for assistance with core activities by age

	0-14	15-44	45-64	65-74	75-84	85 and over	Total
Catholics who have need for assistance with core activities							
Family members:							
Males	890	1,010	1,171	927	1,002	674	5,674
Females	375	848	1,426	1,004	1,535	1,386	6,574
Lone Persons:							
Males	-	57	182	98	118	125	580
Females	-	44	187	152	382	393	1,158
Other non-family members or persons not present in a household on Census night ³							
Males	9	91	122	56	50	30	358
Females	6	70	120	76	84	57	413
Total							
Males	899	1,158	1,475	1,081	1,170	829	6,612
Females	381	962	1,733	1,232	2,001	1,836	8,145

Table 11b: Provision of unpaid assistance by age

	15-24	25-34	35-44	45-54	55-64	65 and over	Total
Catholics who provide unpaid assistance to a person with a disability ⁴							
Males	582	647	1,174	1,724	1,707	1,819	7,653
Females	758	1,356	2,216	3,104	3,062	2,346	12,842

Notes:

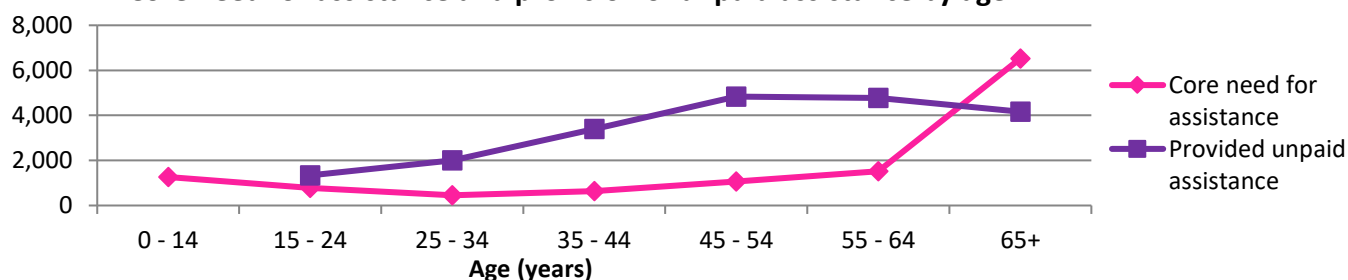
1. Australian Bureau of Statistics 2006. *Census Dictionary Australia 2006*. Catalogue No. 2901.0.

2. Australian Bureau of Statistics 2004. *Australian Social Trends 2004*. Catalogue No. 4102.0.

3. Among people aged 75 and over, being in hospital or a nursing home is a major reason for not being in a household on Census night.

4. The Census question asked whether the respondent had provided unpaid assistance to a person with a disability in the two weeks prior to the Census. The question is not applicable to persons aged 0-14.

Core need for assistance and provision of unpaid assistance by age



The 2006 Census was the first to include the variable Core Activity Need for Assistance. The variable was developed to measure the number of people with a profound or severe disability. ABS defines the profound or severe disability population as: "those people needing help or assistance in one or more of the three core activity areas of self-care, mobility and communication, because of a long-term health condition (lasting six months or more), a disability (lasting six months or more), or old age".¹ Most people who need assistance with core activities live either in a family or in a place such as a nursing home, where the care they need is provided. But many live alone. Often people with a disability have fewer opportunities for social interaction.²

How does the diocese support people who need assistance with core activities? How well are Catholic schools in the diocese equipped to meet the needs of students with a disability?

How does the diocese support and encourage Catholics who provide unpaid assistance to people with a disability?

Table 11a: Need for assistance with core activities by age

	0-14	15-44	45-64	65-74	75-84	85 and over	Total
Catholics who have need for assistance with core activities							
Family members:							
Males	513	681	814	597	666	449	3,720
Females	257	602	918	632	949	1122	4,480
Lone Persons:							
Males	-	91	178	86	98	77	530
Females	-	49	145	127	265	349	935
Other non-family members or persons not present in a household on Census night³							
Males	12	83	87	34	39	20	275
Females	4	55	96	30	42	32	259
Total							
Males	525	855	1,079	717	803	546	4,525
Females	261	706	1,159	789	1,256	1,503	5,674

Table 11b: Provision of unpaid assistance by age

	15-24	25-34	35-44	45-54	55-64	65 and over	Total
Catholics who provide unpaid assistance to a person with a disability⁴							
Males	450	559	937	1466	1317	1,479	6,208
Females	579	970	1647	2473	2327	2,063	10,059

Notes:

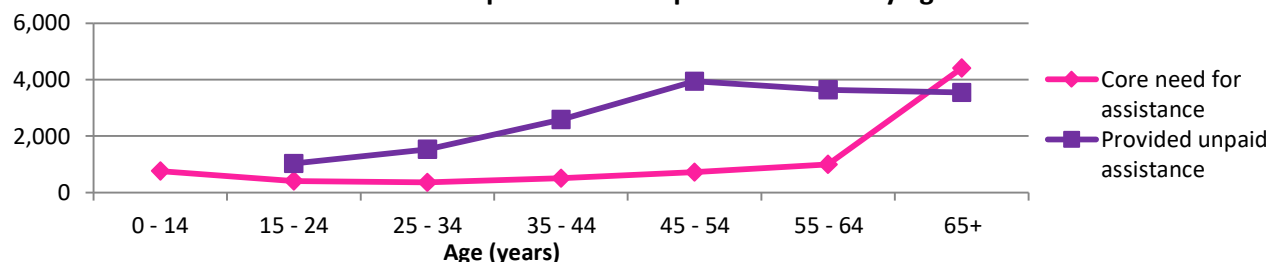
1. Australian Bureau of Statistics 2006. *Census Dictionary Australia 2006*. Catalogue No. 2901.0.

2. Australian Bureau of Statistics 2004. *Australian Social Trends 2004*. Catalogue No. 4102.0.

3. Among people aged 75 and over, being in hospital or a nursing home is a major reason for not being in a household on Census night.

4. The Census question asked whether the respondent had provided unpaid assistance to a person with a disability in the two weeks prior to the Census. The question is not applicable to persons aged 0-14.

Core need for assistance and provision of unpaid assistance by age



The 2006 Census was the first to include the variable Core Activity Need for Assistance. The variable was developed to measure the number of people with a profound or severe disability. ABS defines the profound or severe disability population as: "those people needing help or assistance in one or more of the three core activity areas of self-care, mobility and communication, because of a long-term health condition (lasting six months or more), a disability (lasting six months or more), or old age".¹ Most people who need assistance with core activities live either in a family or in a place such as a nursing home, where the care they need is provided. But many live alone. Often people with a disability have fewer opportunities for social interaction.²

How does the diocese support people who need assistance with core activities? How well are Catholic schools in the diocese equipped to meet the needs of students with a disability?

How does the diocese support and encourage Catholics who provide unpaid assistance to people with a disability?

Table 11a: Need for assistance with core activities by age

	0-14	15-44	45-64	65-74	75-84	85 and over	Total
Catholics who have need for assistance with core activities							
Family members:							
Males	3,482	4,176	5,465	4,563	6,151	4,576	28,413
Females	1,615	3,610	6,704	5,479	10,485	10,149	38,042
Lone Persons:							
Males	-	260	812	528	751	743	3,094
Females	-	211	893	905	2,786	2,824	7,619
Other non-family members or persons not present in a household on Census night³							
Males	46	260	457	229	239	139	1,370
Females	25	255	478	291	497	395	1,941
Total							
Males	3,528	4,696	6,734	5,320	7,141	5,458	32,877
Females	1,640	4,076	8,075	6,675	13,768	13,368	47,602

Table 11b: Provision of unpaid assistance by age

	15-24	25-34	35-44	45-54	55-64	65 and over	Total
Catholics who provide unpaid assistance to a person with a disability⁴							
Males	2,870	3,585	6,432	10,132	8,849	9,678	41,546
Females	3,740	6,200	11,703	18,194	16,562	14,273	70,672

Notes:

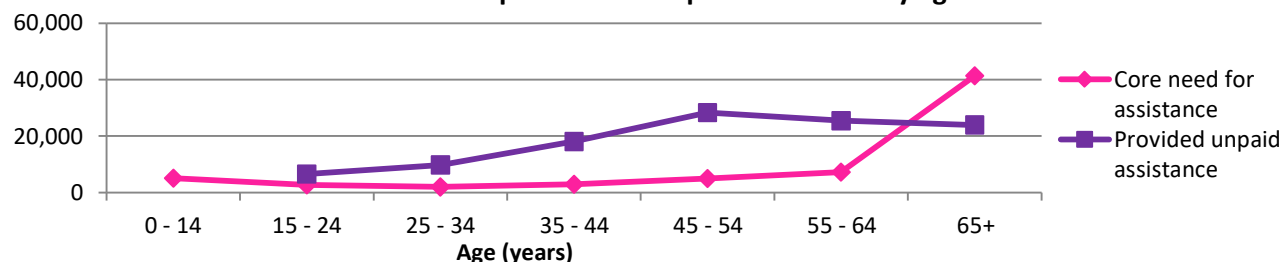
1. Australian Bureau of Statistics 2006. *Census Dictionary Australia 2006*. Catalogue No. 2901.0.

2. Australian Bureau of Statistics 2004. *Australian Social Trends 2004*. Catalogue No. 4102.0.

3. Among people aged 75 and over, being in hospital or a nursing home is a major reason for not being in a household on Census night.

4. The Census question asked whether the respondent had provided unpaid assistance to a person with a disability in the two weeks prior to the Census. The question is not applicable to persons aged 0-14.

Core need for assistance and provision of unpaid assistance by age



The 2006 Census was the first to include the variable Core Activity Need for Assistance. The variable was developed to measure the number of people with a profound or severe disability. ABS defines the profound or severe disability population as: “those people needing help or assistance in one or more of the three core activity areas of self-care, mobility and communication, because of a long-term health condition (lasting six months or more), a disability (lasting six months or more), or old age”.¹ Most people who need assistance with core activities live either in a family or in a place such as a nursing home, where the care they need is provided. But many live alone. Often people with a disability have fewer opportunities for social interaction.²

How does the diocese support people who need assistance with core activities? How well are Catholic schools in the diocese equipped to meet the needs of students with a disability?

How does the diocese support and encourage Catholics who provide unpaid assistance to people with a disability?

Table 11a: Need for assistance with core activities by age

	0-14	15-44	45-64	65-74	75-84	85 and over	Total
Catholics who have need for assistance with core activities							
Family members:							
Males	353	434	619	477	428	315	2,626
Females	142	417	659	425	658	779	3,080
Lone Persons:							
Males	-	35	118	68	65	52	338
Females	-	38	108	100	188	232	666
Other non-family members or persons not present in a household on Census night³							
Males	9	50	73	34	25	13	204
Females	5	43	60	18	27	31	184
Total							
Males	362	519	810	579	518	380	3,168
Females	147	498	827	543	873	1,042	3,930

Table 11b: Provision of unpaid assistance by age

	15-24	25-34	35-44	45-54	55-64	65 and over	Total
Catholics who provide unpaid assistance to a person with a disability⁴							
Males	271	306	554	868	884	905	3,788
Females	377	651	949	1,671	1,666	1,287	6,601

Notes:

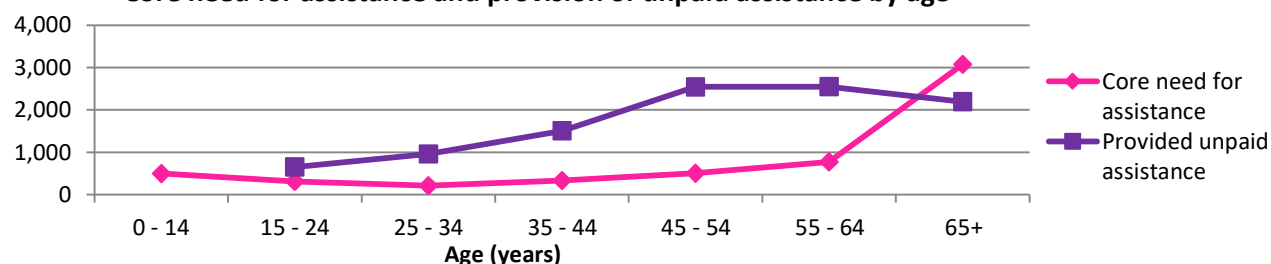
1. Australian Bureau of Statistics 2006. *Census Dictionary Australia 2006*. Catalogue No. 2901.0.

2. Australian Bureau of Statistics 2004. *Australian Social Trends 2004*. Catalogue No. 4102.0.

3. Among people aged 75 and over, being in hospital or a nursing home is a major reason for not being in a household on Census night.

4. The Census question asked whether the respondent had provided unpaid assistance to a person with a disability in the two weeks prior to the Census. The question is not applicable to persons aged 0-14.

Core need for assistance and provision of unpaid assistance by age



The 2006 Census was the first to include the variable Core Activity Need for Assistance. The variable was developed to measure the number of people with a profound or severe disability. ABS defines the profound or severe disability population as: “those people needing help or assistance in one or more of the three core activity areas of self-care, mobility and communication, because of a long-term health condition (lasting six months or more), a disability (lasting six months or more), or old age”.¹ Most people who need assistance with core activities live either in a family or in a place such as a nursing home, where the care they need is provided. But many live alone. Often people with a disability have fewer opportunities for social interaction.²

How does the diocese support people who need assistance with core activities? How well are Catholic schools in the diocese equipped to meet the needs of students with a disability?

How does the diocese support and encourage Catholics who provide unpaid assistance to people with a disability?

Table 11a: Need for assistance with core activities by age

	0-14	15-44	45-64	65-74	75-84	85 and over	Total
Catholics who have need for assistance with core activities							
Family members:							
Males	366	468	528	453	450	319	2,584
Females	156	358	584	426	639	706	2,869
Lone Persons:							
Males	-	40	107	55	65	53	320
Females	-	23	78	71	173	213	558
Other non-family members or persons not present in a household on Census night³							
Males	3	39	36	23	24	17	142
Females	-	33	76	23	34	30	196
Total							
Males	369	547	671	531	539	389	3,046
Females	156	414	738	520	846	949	3,623

Table 11b: Provision of unpaid assistance by age

	15-24	25-34	35-44	45-54	55-64	65 and over	Total
Catholics who provide unpaid assistance to a person with a disability⁴							
Males	282	347	539	851	879	910	3,808
Females	341	663	987	1,476	1,536	1,285	6,288

Notes:

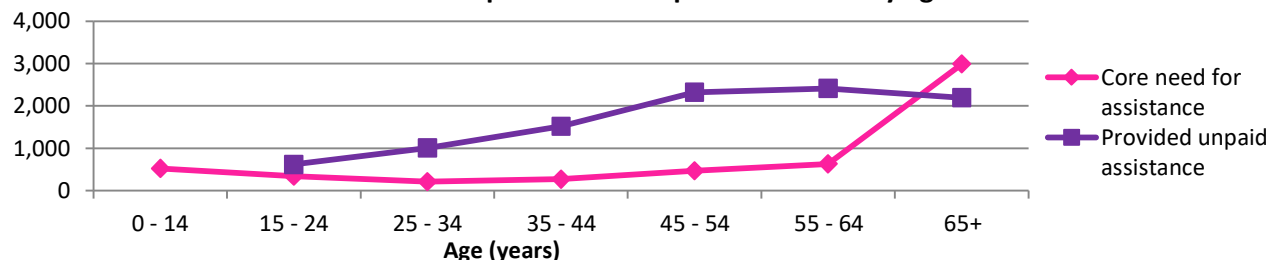
1. Australian Bureau of Statistics 2006. *Census Dictionary Australia 2006*. Catalogue No. 2901.0.

2. Australian Bureau of Statistics 2004. *Australian Social Trends 2004*. Catalogue No. 4102.0.

3. Among people aged 75 and over, being in hospital or a nursing home is a major reason for not being in a household on Census night.

4. The Census question asked whether the respondent had provided unpaid assistance to a person with a disability in the two weeks prior to the Census. The question is not applicable to persons aged 0-14.

Core need for assistance and provision of unpaid assistance by age



The 2006 Census was the first to include the variable Core Activity Need for Assistance. The variable was developed to measure the number of people with a profound or severe disability. ABS defines the profound or severe disability population as: "those people needing help or assistance in one or more of the three core activity areas of self-care, mobility and communication, because of a long-term health condition (lasting six months or more), a disability (lasting six months or more), or old age".¹ Most people who need assistance with core activities live either in a family or in a place such as a nursing home, where the care they need is provided. But many live alone. Often people with a disability have fewer opportunities for social interaction.²

How does the diocese support people who need assistance with core activities? How well are Catholic schools in the diocese equipped to meet the needs of students with a disability?

How does the diocese support and encourage Catholics who provide unpaid assistance to people with a disability?

Table 11a: Need for assistance with core activities by age

	0-14	15-44	45-64	65-74	75-84	85 and over	Total
Catholics who have need for assistance with core activities							
Family members:							
Males	452	578	705	517	529	316	3,097
Females	246	531	812	572	763	756	3,680
Lone Persons:							
Males	-	46	114	56	65	47	328
Females	-	35	110	80	189	194	608
Other non-family members or persons not present in a household on Census night³							
Males	-	40	71	34	26	16	187
Females	3	22	82	33	32	40	212
Total							
Males	452	664	890	607	620	379	3,612
Females	249	588	1,004	685	984	990	4,500

Table 11b: Provision of unpaid assistance by age

	15-24	25-34	35-44	45-54	55-64	65 and over	Total
Catholics who provide unpaid assistance to a person with a disability⁴							
Males	352	442	767	971	928	998	4,458
Females	501	884	1,441	1,832	1,805	1,328	7,791

Notes:

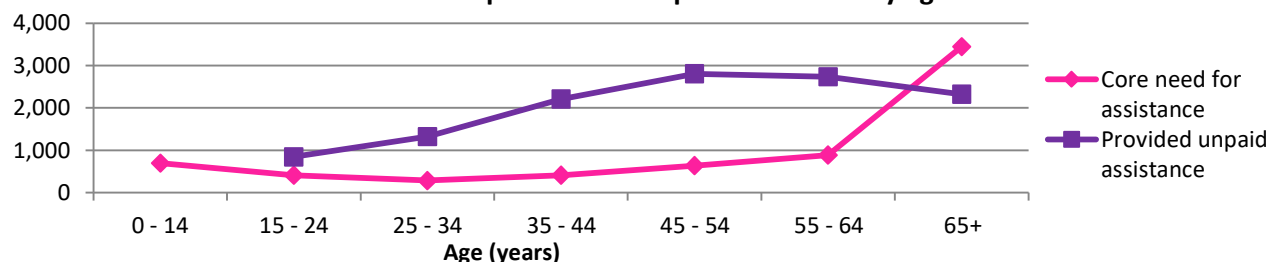
1. Australian Bureau of Statistics 2006. *Census Dictionary Australia 2006*. Catalogue No. 2901.0.

2. Australian Bureau of Statistics 2004. *Australian Social Trends 2004*. Catalogue No. 4102.0.

3. Among people aged 75 and over, being in hospital or a nursing home is a major reason for not being in a household on Census night.

4. The Census question asked whether the respondent had provided unpaid assistance to a person with a disability in the two weeks prior to the Census. The question is not applicable to persons aged 0-14.

Core need for assistance and provision of unpaid assistance by age



The 2006 Census was the first to include the variable Core Activity Need for Assistance. The variable was developed to measure the number of people with a profound or severe disability. ABS defines the profound or severe disability population as: “those people needing help or assistance in one or more of the three core activity areas of self-care, mobility and communication, because of a long-term health condition (lasting six months or more), a disability (lasting six months or more), or old age”.¹ Most people who need assistance with core activities live either in a family or in a place such as a nursing home, where the care they need is provided. But many live alone. Often people with a disability have fewer opportunities for social interaction.²

How does the diocese support people who need assistance with core activities? How well are Catholic schools in the diocese equipped to meet the needs of students with a disability?

How does the diocese support and encourage Catholics who provide unpaid assistance to people with a disability?

Table 11a: Need for assistance with core activities by age

	0-14	15-44	45-64	65-74	75-84	85 and over	Total
Catholics who have need for assistance with core activities							
Family members:							
Males	2,727	3,258	3,880	3,296	3,124	1,962	18,247
Females	1,326	2,708	4,656	3,269	4,500	4,915	21,374
Lone Persons:							
Males	-	228	638	373	385	321	1,945
Females	-	156	631	510	1,043	1,272	3,612
Other non-family members or persons not present in a household on Census night³							
Males	49	329	486	293	192	99	1,448
Females	28	259	535	263	296	219	1,600
Total							
Males	2,776	3,815	5,004	3,962	3,701	2,382	21,640
Females	1,354	3,123	5,822	4,042	5,839	6,406	26,586

Table 11b: Provision of unpaid assistance by age

	15-24	25-34	35-44	45-54	55-64	65 and over	Total
Catholics who provide unpaid assistance to a person with a disability⁴							
Males	1,846	2,333	3,988	5,438	5,237	5,840	24,682
Females	2,405	4,212	7,448	10,242	10,077	8,617	43,001

Notes:

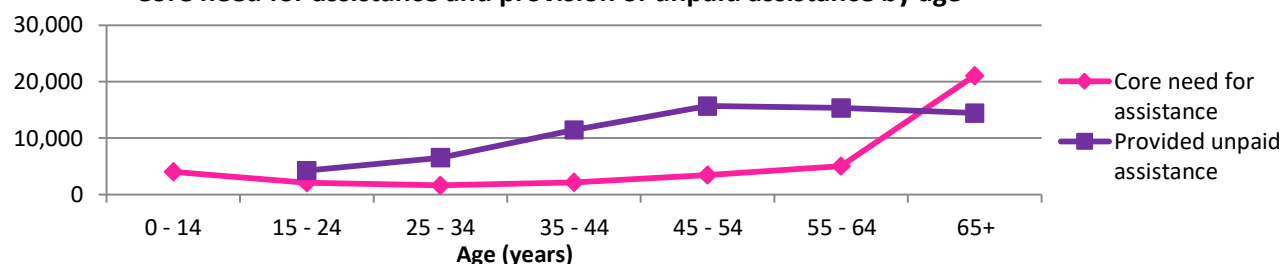
1. Australian Bureau of Statistics 2006. *Census Dictionary Australia 2006*. Catalogue No. 2901.0.

2. Australian Bureau of Statistics 2004. *Australian Social Trends 2004*. Catalogue No. 4102.0.

3. Among people aged 75 and over, being in hospital or a nursing home is a major reason for not being in a household on Census night.

4. The Census question asked whether the respondent had provided unpaid assistance to a person with a disability in the two weeks prior to the Census. The question is not applicable to persons aged 0-14.

Core need for assistance and provision of unpaid assistance by age



The 2006 Census was the first to include the variable Core Activity Need for Assistance. The variable was developed to measure the number of people with a profound or severe disability. ABS defines the profound or severe disability population as: “those people needing help or assistance in one or more of the three core activity areas of self-care, mobility and communication, because of a long-term health condition (lasting six months or more), a disability (lasting six months or more), or old age”.¹ Most people who need assistance with core activities live either in a family or in a place such as a nursing home, where the care they need is provided. But many live alone. Often people with a disability have fewer opportunities for social interaction.²

How does the diocese support people who need assistance with core activities? How well are Catholic schools in the diocese equipped to meet the needs of students with a disability?

How does the diocese support and encourage Catholics who provide unpaid assistance to people with a disability?

Table 11a: Need for assistance with core activities by age

	0-14	15-44	45-64	65-74	75-84	85 and over	Total
Catholics who have need for assistance with core activities							
Family members:							
Males	190	228	358	277	299	211	1,563
Females	87	200	345	265	429	413	1,739
Lone Persons:							
Males	-	27	83	39	44	39	232
Females	-	9	61	50	107	109	336
Other non-family members or persons not present in a household on Census night³							
Males	4	14	46	49	16	16	145
Females	-	29	49	24	30	21	153
Total							
Males	194	269	487	365	359	266	1,940
Females	87	238	455	339	566	543	2,228

Table 11b: Provision of unpaid assistance by age

	15-24	25-34	35-44	45-54	55-64	65 and over	Total
Catholics who provide unpaid assistance to a person with a disability⁴							
Males	184	220	319	509	500	412	2,144
Females	195	378	642	840	802	656	3,513

Notes:

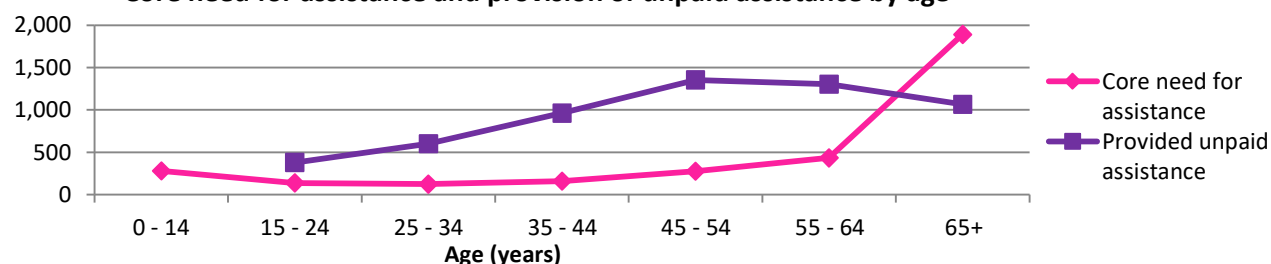
1. Australian Bureau of Statistics 2006. *Census Dictionary Australia 2006*. Catalogue No. 2901.0.

2. Australian Bureau of Statistics 2004. *Australian Social Trends 2004*. Catalogue No. 4102.0.

3. Among people aged 75 and over, being in hospital or a nursing home is a major reason for not being in a household on Census night.

4. The Census question asked whether the respondent had provided unpaid assistance to a person with a disability in the two weeks prior to the Census. The question is not applicable to persons aged 0-14.

Core need for assistance and provision of unpaid assistance by age



The 2006 Census was the first to include the variable Core Activity Need for Assistance. The variable was developed to measure the number of people with a profound or severe disability. ABS defines the profound or severe disability population as: "those people needing help or assistance in one or more of the three core activity areas of self-care, mobility and communication, because of a long-term health condition (lasting six months or more), a disability (lasting six months or more), or old age".¹ Most people who need assistance with core activities live either in a family or in a place such as a nursing home, where the care they need is provided. But many live alone. Often people with a disability have fewer opportunities for social interaction.²

How does the diocese support people who need assistance with core activities? How well are Catholic schools in the diocese equipped to meet the needs of students with a disability?

How does the diocese support and encourage Catholics who provide unpaid assistance to people with a disability?

Table 11a: Need for assistance with core activities by age

	0-14	15-44	45-64	65-74	75-84	85 and over	Total
Catholics who have need for assistance with core activities							
Family members:							
Males	472	493	620	459	455	257	2,756
Females	206	375	634	430	549	536	2,730
Lone Persons:							
Males	-	29	112	43	68	45	297
Females	-	17	81	66	137	153	454
Other non-family members or persons not present in a household on Census night³							
Males	7	62	86	77	35	14	281
Females	-	42	108	58	43	21	272
Total							
Males	479	584	818	579	558	316	3,334
Females	206	434	823	554	729	710	3,456

Table 11b: Provision of unpaid assistance by age

	15-24	25-34	35-44	45-54	55-64	65 and over	Total
Catholics who provide unpaid assistance to a person with a disability⁴							
Males	313	397	602	769	749	628	3,458
Females	389	797	1019	1374	1289	1,023	5,891

Notes:

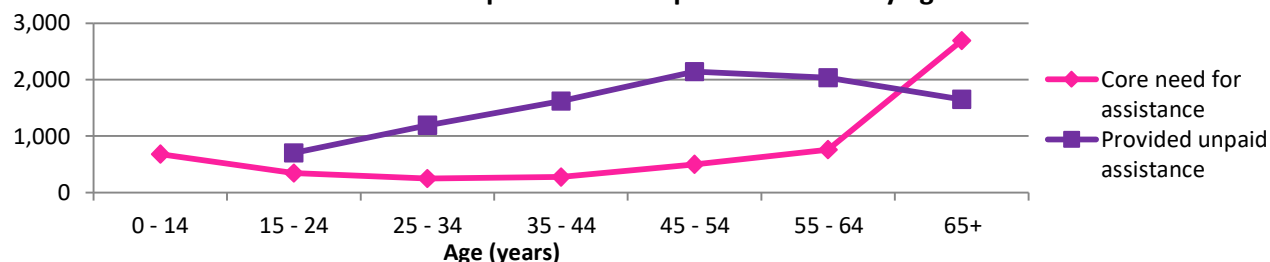
1. Australian Bureau of Statistics 2006. *Census Dictionary Australia 2006*. Catalogue No. 2901.0.

2. Australian Bureau of Statistics 2004. *Australian Social Trends 2004*. Catalogue No. 4102.0.

3. Among people aged 75 and over, being in hospital or a nursing home is a major reason for not being in a household on Census night.

4. The Census question asked whether the respondent had provided unpaid assistance to a person with a disability in the two weeks prior to the Census. The question is not applicable to persons aged 0-14.

Core need for assistance and provision of unpaid assistance by age



The 2006 Census was the first to include the variable Core Activity Need for Assistance. The variable was developed to measure the number of people with a profound or severe disability. ABS defines the profound or severe disability population as: "those people needing help or assistance in one or more of the three core activity areas of self-care, mobility and communication, because of a long-term health condition (lasting six months or more), a disability (lasting six months or more), or old age".¹ Most people who need assistance with core activities live either in a family or in a place such as a nursing home, where the care they need is provided. But many live alone. Often people with a disability have fewer opportunities for social interaction.²

How does the diocese support people who need assistance with core activities? How well are Catholic schools in the diocese equipped to meet the needs of students with a disability?

How does the diocese support and encourage Catholics who provide unpaid assistance to people with a disability?

Table 11a: Need for assistance with core activities by age

	0-14	15-44	45-64	65-74	75-84	85 and over	Total
Catholics who have need for assistance with core activities							
Family members:							
Males	240	317	389	277	270	183	1,676
Females	105	221	384	272	400	425	1,807
Lone Persons:							
Males	-	23	77	33	34	39	206
Females	-	8	51	51	117	140	367
Other non-family members or persons not present in a household on Census night³							
Males	-	31	42	24	13	8	118
Females	-	21	53	38	19	19	150
Total							
Males	240	371	508	334	317	230	2,000
Females	105	250	488	361	536	584	2,324

Table 11b: Provision of unpaid assistance by age

	15-24	25-34	35-44	45-54	55-64	65 and over	Total
Catholics who provide unpaid assistance to a person with a disability⁴							
Males	181	259	360	495	484	525	2,304
Females	267	456	630	906	902	707	3,868

Notes:

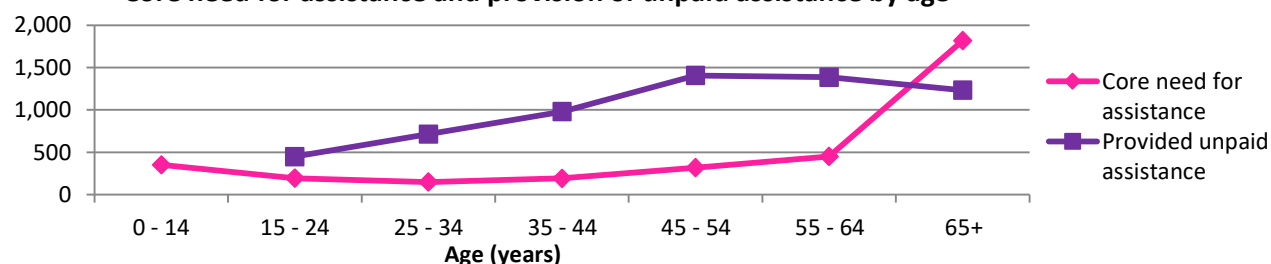
1. Australian Bureau of Statistics 2006. *Census Dictionary Australia 2006*. Catalogue No. 2901.0.

2. Australian Bureau of Statistics 2004. *Australian Social Trends 2004*. Catalogue No. 4102.0.

3. Among people aged 75 and over, being in hospital or a nursing home is a major reason for not being in a household on Census night.

4. The Census question asked whether the respondent had provided unpaid assistance to a person with a disability in the two weeks prior to the Census. The question is not applicable to persons aged 0-14.

Core need for assistance and provision of unpaid assistance by age



The 2006 Census was the first to include the variable Core Activity Need for Assistance. The variable was developed to measure the number of people with a profound or severe disability. ABS defines the profound or severe disability population as: “those people needing help or assistance in one or more of the three core activity areas of self-care, mobility and communication, because of a long-term health condition (lasting six months or more), a disability (lasting six months or more), or old age”.¹ Most people who need assistance with core activities live either in a family or in a place such as a nursing home, where the care they need is provided. But many live alone. Often people with a disability have fewer opportunities for social interaction.²

How does the diocese support people who need assistance with core activities? How well are Catholic schools in the diocese equipped to meet the needs of students with a disability?

How does the diocese support and encourage Catholics who provide unpaid assistance to people with a disability?

Table 11a: Need for assistance with core activities by age

	0-14	15-44	45-64	65-74	75-84	85 and over	Total
Catholics who have need for assistance with core activities							
Family members:							
Males	300	368	463	356	319	188	1,994
Females	135	313	479	303	453	457	2,140
Lone Persons:							
Males	-	39	96	54	40	35	264
Females	-	19	72	51	114	139	395
Other non-family members or persons not present in a household on Census night³							
Males	6	35	56	50	27	7	181
Females	3	25	82	29	32	15	186
Total							
Males	306	442	615	460	386	230	2,439
Females	138	357	633	383	599	611	2,721

Table 11b: Provision of unpaid assistance by age

	15-24	25-34	35-44	45-54	55-64	65 and over	Total
Catholics who provide unpaid assistance to a person with a disability⁴							
Males	259	313	475	577	579	485	2,688
Females	335	579	766	1028	1023	759	4,490

Notes:

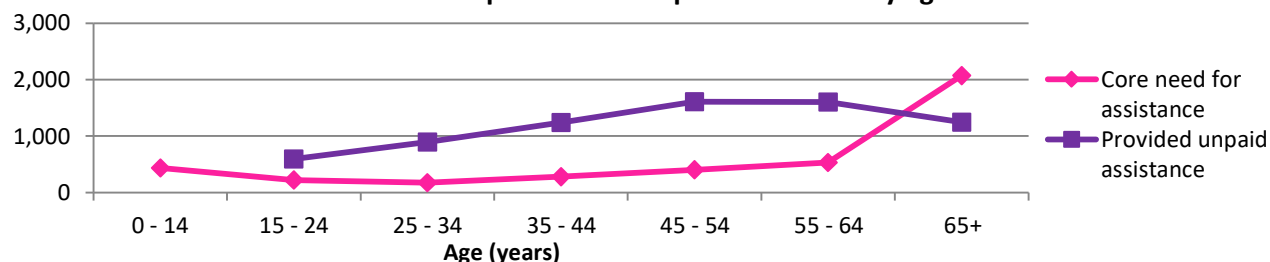
1. Australian Bureau of Statistics 2006. *Census Dictionary Australia 2006*. Catalogue No. 2901.0.

2. Australian Bureau of Statistics 2004. *Australian Social Trends 2004*. Catalogue No. 4102.0.

3. Among people aged 75 and over, being in hospital or a nursing home is a major reason for not being in a household on Census night.

4. The Census question asked whether the respondent had provided unpaid assistance to a person with a disability in the two weeks prior to the Census. The question is not applicable to persons aged 0-14.

Core need for assistance and provision of unpaid assistance by age



The 2006 Census was the first to include the variable Core Activity Need for Assistance. The variable was developed to measure the number of people with a profound or severe disability. ABS defines the profound or severe disability population as: "those people needing help or assistance in one or more of the three core activity areas of self-care, mobility and communication, because of a long-term health condition (lasting six months or more), a disability (lasting six months or more), or old age".¹ Most people who need assistance with core activities live either in a family or in a place such as a nursing home, where the care they need is provided. But many live alone. Often people with a disability have fewer opportunities for social interaction.²

How does the diocese support people who need assistance with core activities? How well are Catholic schools in the diocese equipped to meet the needs of students with a disability?

How does the diocese support and encourage Catholics who provide unpaid assistance to people with a disability?

Table 11a: Need for assistance with core activities by age

	0-14	15-44	45-64	65-74	75-84	85 and over	Total
Catholics who have need for assistance with core activities							
Family members:							
Males	1,002	1,121	1,702	1,265	1,660	1,378	8,128
Females	469	968	1,938	1,425	2,843	3,127	10,770
Lone Persons:							
Males	-	119	397	177	225	256	1,174
Females	-	91	320	249	855	955	2,470
Other non-family members or persons not present in a household on Census night³							
Males	18	99	168	79	60	36	460
Females	10	90	202	78	128	87	595
Total							
Males	1,020	1,339	2,267	1,521	1,945	1,670	9,762
Females	479	1,149	2,460	1,752	3,826	4,169	13,835

Table 11b: Provision of unpaid assistance by age

	15-24	25-34	35-44	45-54	55-64	65 and over	Total
Catholics who provide unpaid assistance to a person with a disability⁴							
Males	735	928	1,643	2,836	2,720	2,813	11,675
Females	983	1,663	2,873	4,668	4,907	4,076	19,170

Notes:

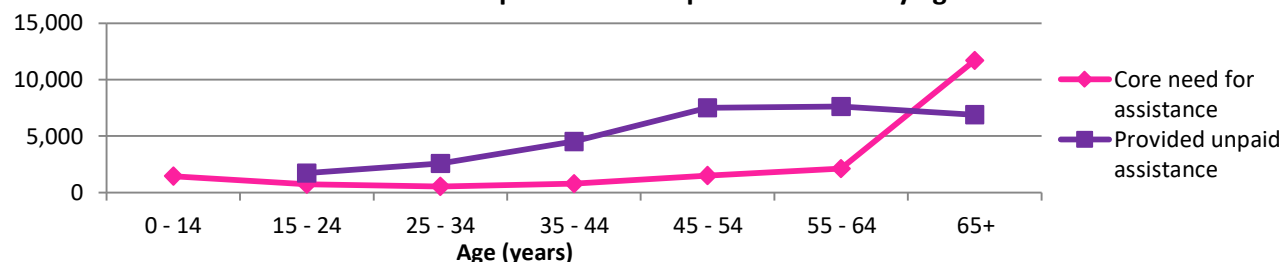
1. Australian Bureau of Statistics 2006. *Census Dictionary Australia 2006*. Catalogue No. 2901.0.

2. Australian Bureau of Statistics 2004. *Australian Social Trends 2004*. Catalogue No. 4102.0.

3. Among people aged 75 and over, being in hospital or a nursing home is a major reason for not being in a household on Census night.

4. The Census question asked whether the respondent had provided unpaid assistance to a person with a disability in the two weeks prior to the Census. The question is not applicable to persons aged 0-14.

Core need for assistance and provision of unpaid assistance by age



The 2006 Census was the first to include the variable Core Activity Need for Assistance. The variable was developed to measure the number of people with a profound or severe disability. ABS defines the profound or severe disability population as: "those people needing help or assistance in one or more of the three core activity areas of self-care, mobility and communication, because of a long-term health condition (lasting six months or more), a disability (lasting six months or more), or old age".¹ Most people who need assistance with core activities live either in a family or in a place such as a nursing home, where the care they need is provided. But many live alone. Often people with a disability have fewer opportunities for social interaction.²

How does the diocese support people who need assistance with core activities? How well are Catholic schools in the diocese equipped to meet the needs of students with a disability?

How does the diocese support and encourage Catholics who provide unpaid assistance to people with a disability?

Table 11a: Need for assistance with core activities by age

	0-14	15-44	45-64	65-74	75-84	85 and over	Total
Catholics who have need for assistance with core activities							
Family members:							
Males	84	93	192	176	121	99	765
Females	53	85	205	160	203	196	902
Lone Persons:							
Males	-	8	42	17	19	24	110
Females	-	3	25	33	53	62	176
Other non-family members or persons not present in a household on Census night³							
Males	4	12	17	18	3	6	60
Females	-	4	21	19	3	3	50
Total							
Males	88	113	251	211	143	129	935
Females	53	92	251	212	259	261	1,128

Table 11b: Provision of unpaid assistance by age

	15-24	25-34	35-44	45-54	55-64	65 and over	Total
Catholics who provide unpaid assistance to a person with a disability⁴							
Males	73	105	148	243	212	235	1,016
Females	100	192	290	414	438	349	1,783

Notes:

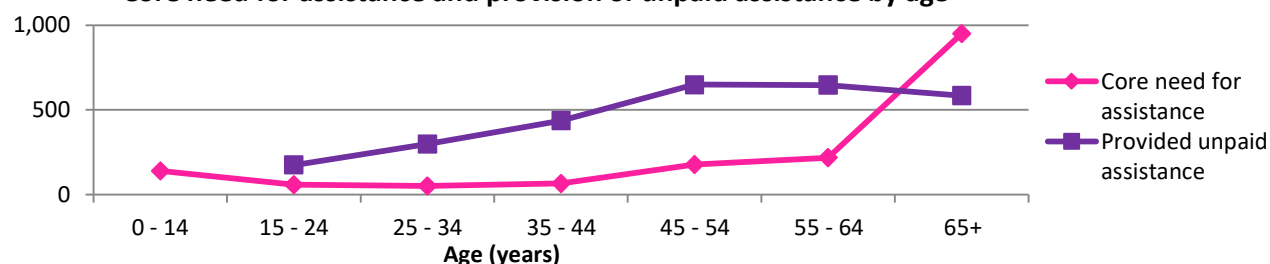
1. Australian Bureau of Statistics 2006. *Census Dictionary Australia 2006*. Catalogue No. 2901.0.

2. Australian Bureau of Statistics 2004. *Australian Social Trends 2004*. Catalogue No. 4102.0.

3. Among people aged 75 and over, being in hospital or a nursing home is a major reason for not being in a household on Census night.

4. The Census question asked whether the respondent had provided unpaid assistance to a person with a disability in the two weeks prior to the Census. The question is not applicable to persons aged 0-14.

Core need for assistance and provision of unpaid assistance by age



The 2006 Census was the first to include the variable Core Activity Need for Assistance. The variable was developed to measure the number of people with a profound or severe disability. ABS defines the profound or severe disability population as: "those people needing help or assistance in one or more of the three core activity areas of self-care, mobility and communication, because of a long-term health condition (lasting six months or more), a disability (lasting six months or more), or old age".¹ Most people who need assistance with core activities live either in a family or in a place such as a nursing home, where the care they need is provided. But many live alone. Often people with a disability have fewer opportunities for social interaction.²

How does the diocese support people who need assistance with core activities? How well are Catholic schools in the diocese equipped to meet the needs of students with a disability?

How does the diocese support and encourage Catholics who provide unpaid assistance to people with a disability?

Table 11a: Need for assistance with core activities by age

	0-14	15-44	45-64	65-74	75-84	85 and over	Total
Catholics who have need for assistance with core activities							
Family members:							
Males	1,223	1,391	1,533	1,310	1,659	1,217	8,333
Females	576	1,169	1,889	1,452	2,808	2,797	10,691
Lone Persons:							
Males	-	117	291	141	227	234	1,010
Females	-	69	322	302	836	940	2,469
Other non-family members or persons not present in a household on Census night³							
Males	16	140	150	73	83	54	516
Females	11	101	155	98	142	125	632
Total							
Males	1,239	1,648	1,974	1,524	1,969	1,505	9,859
Females	587	1,339	2,366	1,852	3,786	3,862	13,792

Table 11b: Provision of unpaid assistance by age

	15-24	25-34	35-44	45-54	55-64	65 and over	Total
Catholics who provide unpaid assistance to a person with a disability⁴							
Males	1,070	1,302	2,154	3,258	2,982	3,182	13,948
Females	1,413	2,429	3,967	5,941	5,759	4,754	24,263

Notes:

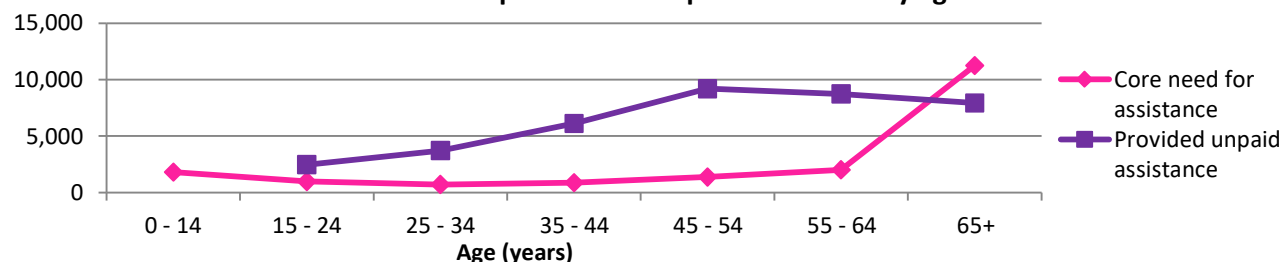
1. Australian Bureau of Statistics 2006. *Census Dictionary Australia 2006*. Catalogue No. 2901.0.

2. Australian Bureau of Statistics 2004. *Australian Social Trends 2004*. Catalogue No. 4102.0.

3. Among people aged 75 and over, being in hospital or a nursing home is a major reason for not being in a household on Census night.

4. The Census question asked whether the respondent had provided unpaid assistance to a person with a disability in the two weeks prior to the Census. The question is not applicable to persons aged 0-14.

Core need for assistance and provision of unpaid assistance by age



The 2006 Census was the first to include the variable Core Activity Need for Assistance. The variable was developed to measure the number of people with a profound or severe disability. ABS defines the profound or severe disability population as: “those people needing help or assistance in one or more of the three core activity areas of self-care, mobility and communication, because of a long-term health condition (lasting six months or more), a disability (lasting six months or more), or old age”.¹ Most people who need assistance with core activities live either in a family or in a place such as a nursing home, where the care they need is provided. But many live alone. Often people with a disability have fewer opportunities for social interaction.²

How does the diocese support people who need assistance with core activities? How well are Catholic schools in the diocese equipped to meet the needs of students with a disability?

How does the diocese support and encourage Catholics who provide unpaid assistance to people with a disability?

Table 11a: Need for assistance with core activities by age

	0-14	15-44	45-64	65-74	75-84	85 and over	Total
Catholics who have need for assistance with core activities							
Family members:							
Males	20	28	33	40	22	5	148
Females	12	32	61	39	24	18	186
Lone Persons:							
Males	-	-	7	4	3	-	14
Females	-	3	10	-	-	3	16
Other non-family members or persons not present in a household on Census night³							
Males	-	-	8	23	6	3	40
Females	-	3	6	10	3	5	27
Total							
Males	20	28	48	67	31	8	202
Females	12	38	77	49	27	26	229

Table 11b: Provision of unpaid assistance by age

	15-24	25-34	35-44	45-54	55-64	65 and over	Total
Catholics who provide unpaid assistance to a person with a disability⁴							
Males	60	73	67	62	27	22	311
Females	79	108	104	103	74	36	504

Notes:

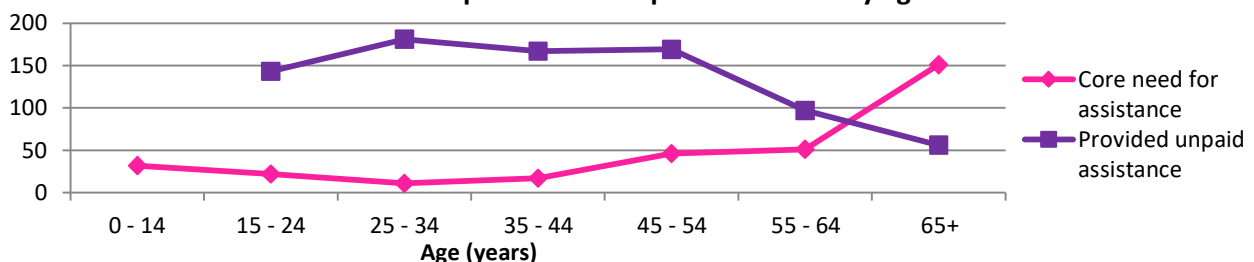
1. Australian Bureau of Statistics 2006. *Census Dictionary Australia 2006*. Catalogue No. 2901.0.

2. Australian Bureau of Statistics 2004. *Australian Social Trends 2004*. Catalogue No. 4102.0.

3. Among people aged 75 and over, being in hospital or a nursing home is a major reason for not being in a household on Census night.

4. The Census question asked whether the respondent had provided unpaid assistance to a person with a disability in the two weeks prior to the Census. The question is not applicable to persons aged 0-14.

Core need for assistance and provision of unpaid assistance by age



The 2006 Census was the first to include the variable Core Activity Need for Assistance. The variable was developed to measure the number of people with a profound or severe disability. ABS defines the profound or severe disability population as: “those people needing help or assistance in one or more of the three core activity areas of self-care, mobility and communication, because of a long-term health condition (lasting six months or more), a disability (lasting six months or more), or old age”.¹ Most people who need assistance with core activities live either in a family or in a place such as a nursing home, where the care they need is provided. But many live alone. Often people with a disability have fewer opportunities for social interaction.²

How does the diocese support people who need assistance with core activities? How well are Catholic schools in the diocese equipped to meet the needs of students with a disability?

How does the diocese support and encourage Catholics who provide unpaid assistance to people with a disability?

Table 11a: Need for assistance with core activities by age

	0-14	15-44	45-64	65-74	75-84	85 and over	Total
Catholics who have need for assistance with core activities							
Family members:							
Males	174	209	312	274	246	194	1,409
Females	77	171	342	248	363	392	1,593
Lone Persons:							
Males	-	21	55	36	42	37	191
Females	-	16	57	49	110	132	364
Other non-family members or persons not present in a household on Census night³							
Males	8	25	36	17	7	8	101
Females	-	13	38	13	14	21	99
Total							
Males	182	255	403	327	295	239	1,701
Females	77	200	437	310	487	545	2,056

Table 11b: Provision of unpaid assistance by age

	15-24	25-34	35-44	45-54	55-64	65 and over	Total
Catholics who provide unpaid assistance to a person with a disability⁴							
Males	171	168	296	429	480	525	2,069
Females	191	364	544	897	904	804	3,704

Notes:

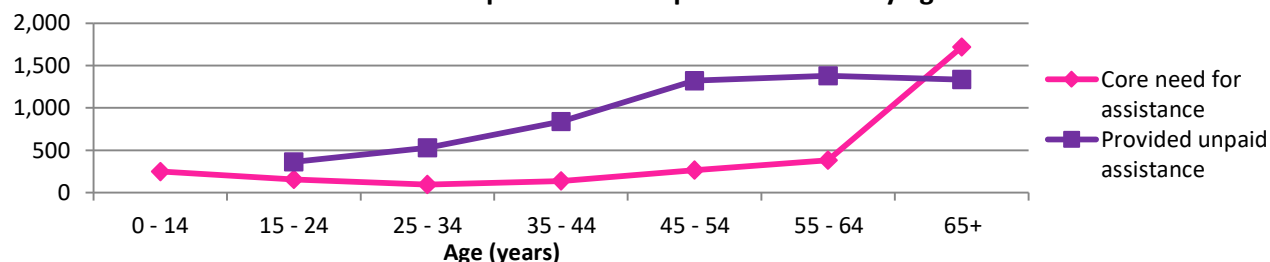
1. Australian Bureau of Statistics 2006. *Census Dictionary Australia 2006*. Catalogue No. 2901.0.

2. Australian Bureau of Statistics 2004. *Australian Social Trends 2004*. Catalogue No. 4102.0.

3. Among people aged 75 and over, being in hospital or a nursing home is a major reason for not being in a household on Census night.

4. The Census question asked whether the respondent had provided unpaid assistance to a person with a disability in the two weeks prior to the Census. The question is not applicable to persons aged 0-14.

Core need for assistance and provision of unpaid assistance by age



The 2006 Census was the first to include the variable Core Activity Need for Assistance. The variable was developed to measure the number of people with a profound or severe disability. ABS defines the profound or severe disability population as: “those people needing help or assistance in one or more of the three core activity areas of self-care, mobility and communication, because of a long-term health condition (lasting six months or more), a disability (lasting six months or more), or old age”.¹ Most people who need assistance with core activities live either in a family or in a place such as a nursing home, where the care they need is provided. But many live alone. Often people with a disability have fewer opportunities for social interaction.²

How does the diocese support people who need assistance with core activities? How well are Catholic schools in the diocese equipped to meet the needs of students with a disability?

How does the diocese support and encourage Catholics who provide unpaid assistance to people with a disability?

Table 11a: Need for assistance with core activities by age

	0-14	15-44	45-64	65-74	75-84	85 and over	Total
Catholics who have need for assistance with core activities							
Family members:							
Males	65	65	103	100	69	50	452
Females	36	71	114	82	112	70	485
Lone Persons:							
Males	-	6	16	14	8	12	56
Females	-	4	10	12	22	19	67
Other non-family members or persons not present in a household on Census night³							
Males	-	7	23	20	8	3	61
Females	-	13	25	19	14	3	74
Total							
Males	65	78	142	134	85	65	569
Females	36	88	149	113	148	92	626

Table 11b: Provision of unpaid assistance by age

	15-24	25-34	35-44	45-54	55-64	65 and over	Total
Catholics who provide unpaid assistance to a person with a disability⁴							
Males	61	122	187	189	140	116	815
Females	75	176	202	266	224	170	1,113

Notes:

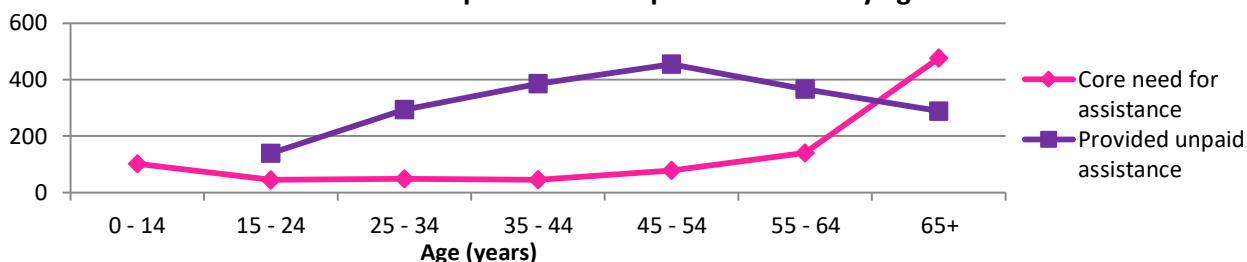
1. Australian Bureau of Statistics 2006. *Census Dictionary Australia 2006*. Catalogue No. 2901.0.

2. Australian Bureau of Statistics 2004. *Australian Social Trends 2004*. Catalogue No. 4102.0.

3. Among people aged 75 and over, being in hospital or a nursing home is a major reason for not being in a household on Census night.

4. The Census question asked whether the respondent had provided unpaid assistance to a person with a disability in the two weeks prior to the Census. The question is not applicable to persons aged 0-14.

Core need for assistance and provision of unpaid assistance by age



The 2006 Census was the first to include the variable Core Activity Need for Assistance. The variable was developed to measure the number of people with a profound or severe disability. ABS defines the profound or severe disability population as: “those people needing help or assistance in one or more of the three core activity areas of self-care, mobility and communication, because of a long-term health condition (lasting six months or more), a disability (lasting six months or more), or old age”.¹ Most people who need assistance with core activities live either in a family or in a place such as a nursing home, where the care they need is provided. But many live alone. Often people with a disability have fewer opportunities for social interaction.²

How does the diocese support people who need assistance with core activities? How well are Catholic schools in the diocese equipped to meet the needs of students with a disability?

How does the diocese support and encourage Catholics who provide unpaid assistance to people with a disability?

Table 11a: Need for assistance with core activities by age

	0-14	15-44	45-64	65-74	75-84	85 and over	Total
Catholics who have need for assistance with core activities							
Family members:							
Males	272	410	657	463	437	263	2,502
Females	142	331	711	497	666	670	3,017
Lone Persons:							
Males	-	59	139	42	79	68	387
Females	-	32	137	101	206	208	684
Other non-family members or persons not present in a household on Census night³							
Males	-	43	65	30	17	5	160
Females	4	25	58	25	18	24	154
Total							
Males	272	512	861	535	533	336	3,049
Females	146	388	906	623	890	902	3,855

Table 11b: Provision of unpaid assistance by age

	15-24	25-34	35-44	45-54	55-64	65 and over	Total
Catholics who provide unpaid assistance to a person with a disability⁴							
Males	177	244	412	659	779	752	3,023
Females	230	474	840	1,230	1,400	1,106	5,280

Notes:

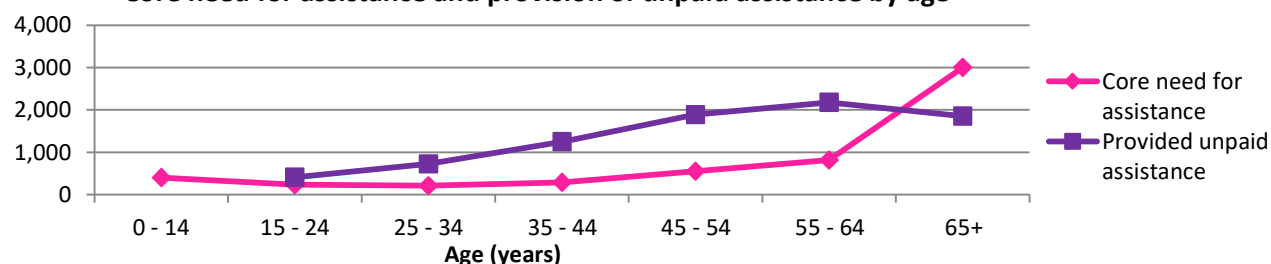
1. Australian Bureau of Statistics 2006. *Census Dictionary Australia 2006*. Catalogue No. 2901.0.

2. Australian Bureau of Statistics 2004. *Australian Social Trends 2004*. Catalogue No. 4102.0.

3. Among people aged 75 and over, being in hospital or a nursing home is a major reason for not being in a household on Census night.

4. The Census question asked whether the respondent had provided unpaid assistance to a person with a disability in the two weeks prior to the Census. The question is not applicable to persons aged 0-14.

Core need for assistance and provision of unpaid assistance by age



The 2006 Census was the first to include the variable Core Activity Need for Assistance. The variable was developed to measure the number of people with a profound or severe disability. ABS defines the profound or severe disability population as: "those people needing help or assistance in one or more of the three core activity areas of self-care, mobility and communication, because of a long-term health condition (lasting six months or more), a disability (lasting six months or more), or old age".¹ Most people who need assistance with core activities live either in a family or in a place such as a nursing home, where the care they need is provided. But many live alone. Often people with a disability have fewer opportunities for social interaction.²

How does the diocese support people who need assistance with core activities? How well are Catholic schools in the diocese equipped to meet the needs of students with a disability?

How does the diocese support and encourage Catholics who provide unpaid assistance to people with a disability?

Table 11a: Need for assistance with core activities by age

	0-14	15-44	45-64	65-74	75-84	85 and over	Total
Catholics who have need for assistance with core activities							
Family members:							
Males	121	139	207	152	101	33	753
Females	46	127	240	157	164	87	821
Lone Persons:							
Males	-	12	29	20	10	8	79
Females	-	6	33	25	48	10	122
Other non-family members or persons not present in a household on Census night³							
Males	7	25	36	33	13	3	117
Females	3	20	24	27	12	7	93
Total							
Males	128	176	272	205	124	44	949
Females	49	153	297	209	224	104	1,036

Table 11b: Provision of unpaid assistance by age

	15-24	25-34	35-44	45-54	55-64	65 and over	Total
Catholics who provide unpaid assistance to a person with a disability⁴							
Males	197	230	273	281	196	157	1,334
Females	218	359	454	424	359	195	2,009

Notes:

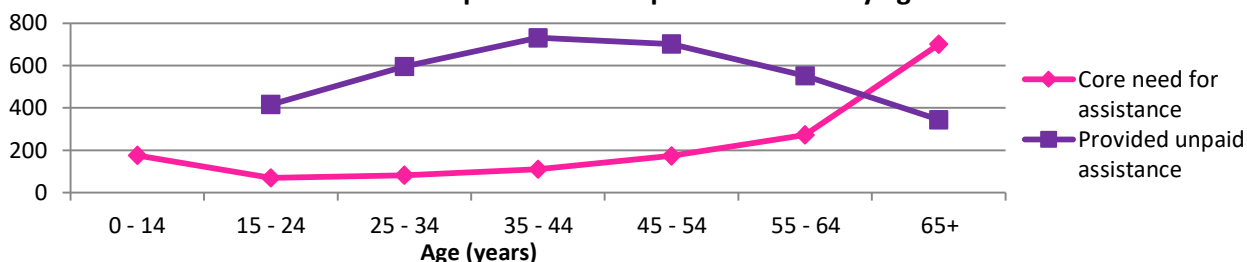
1. Australian Bureau of Statistics 2006. *Census Dictionary Australia 2006*. Catalogue No. 2901.0.

2. Australian Bureau of Statistics 2004. *Australian Social Trends 2004*. Catalogue No. 4102.0.

3. Among people aged 75 and over, being in hospital or a nursing home is a major reason for not being in a household on Census night.

4. The Census question asked whether the respondent had provided unpaid assistance to a person with a disability in the two weeks prior to the Census. The question is not applicable to persons aged 0-14.

Core need for assistance and provision of unpaid assistance by age





National Centre for Pastoral Research
Australian Catholic Bishops Conference
GPO Box 368
Canberra ACT 2601
Australia
P: +61 (02) 6201 6812
E: ncpr@catholic.org.au
W: ncpr.catholic.org.au

© Copyright 2021 Australian Catholic Bishops Conference