

Mass attenders' views and involvement in social justice

**A Report to the
Australian Catholic Social Justice Council**
On questions included in the 2016 National Church Life Survey

Robert Dixon

Report prepared by: National Centre for Pastoral Research
Australian Catholic Bishops Conference
GPO Box 368
Canberra ACT 2601
Australia

Telephone: +61 (02) 6201 6812
Email: ncpr@catholic.org.au
Web: ncpr.catholic.org.au

© Copyright 2020 Australian Catholic Bishops Conference

First printed May 2020

Contents

Background to the 2016 National Church Life Survey

Demographic profile of respondents to Questionnaire X

Frequencies of other questions used in the cross-tabulations

Frequencies, graphs and cross-tabulations of the commissioned questions

NCLS 2016: Questionnaire X

Background to the National Church Life Survey

In late 2016, more than a quarter of a million church-going Australians took part in the National Church Life Survey (NCLS) by completing a questionnaire on their faith, their involvement in church life, and a variety of other topics. These people came from over 3,000 parishes and local congregations representing more than 20 denominations and independent churches across the country.

Catholic parishes have participated in the last four National Church Life Surveys, in 2001, 2006, 2011 and 2016. A parallel project, the Catholic Church Life Survey (CCLS), was conducted in 1996.

The national random sample

This report is based on questionnaires completed by Mass attenders in a national random sample of 193 parishes, selected so as to ensure there was a representative sample of parishes from each diocese. Once the national sample had been chosen, all other parishes were invited to take part in the survey, and 162 did so, meaning that a total of 355 Catholic parishes participated in the 2016 survey. These additional parishes received a report on their results, but as they are not part of the statistical sample their results are not included here.

Since the national random sample is statistically representative of all Catholic Church attenders in Australia, the findings of the survey can confidently be regarded as applying, with a high level of probability, to the whole Church in Australia.

Weighting

For the sake of ensuring representativeness within each diocese, the sample was constructed so that at least seven parishes were selected from every diocese, resulting in a variation in the percentage of parishes sampled in each diocese. For example, 78 per cent of the nine parishes in the Diocese of Broome were selected in the sample, compared to just 7.4 per cent of the 216 parishes in the Archdiocese of Melbourne. In analysing the data for this report, each diocese has been assigned a numerical weight designed to correct the situation where some dioceses are overrepresented compared to others.

How the survey was conducted

All people aged 15 and over at Mass (or, in some places, services in the absence of a priest) on the day of the survey were invited to complete a questionnaire. The total number of completed questionnaires received from the parishes in the national sample was around 37,350.

In addition to the adult questionnaire, parishes could order optional questionnaires for children aged 8 to 14 years, a revised and shorter version of the adult survey. In total, 2,164 children completed the children's survey. However, results from the children's survey are not included in this report.

Questionnaire versions

The extremely large sample meant that the project could investigate a wide variety of topics without making questionnaires unduly long. This was done by using a number of different versions of the questionnaire, distributed at random to the people at Mass on the Sunday of the survey. Questionnaire AC, which formed the basis of the report prepared for each parish, was completed by 67 per cent of respondents in each parish, while the remaining 33 per cent of respondents completed one of 20 other versions, each dealing with a different topic. Most of these versions were distributed to attenders of all denominations but two, Questionnaires S3 and X, were designed for use only in Catholic parishes.

The questions commissioned by the Australian Catholic Social Justice Council were included in Questionnaire X, which was completed by 1,728 attenders.

Contents of this report

The following elements make up this report:

- This introduction, containing background information about the survey.
- A demographic profile of the Mass attenders who answered the questions.
- Results for parish involvement questions used in the report.
- The percentages of attenders (the 'frequencies') who selected each response in the commissioned questions, that is, Questions 2, 26 and 40 in Questionnaire X, along with comparisons with results from the 2011 and 2006 National Church Life Surveys.
- Cross-tabulations of the commissioned questions with demographic and parish involvement variables, together with indicators of statistical significance.
- A copy of Questionnaire X.

A note on statistical significance

Each cross-tabulation in this report is marked as significant or not significant and the level of significance is also indicated.

To say that a result is statistically significant is to say that it is highly probable that the result shows an actual difference, not one that has arisen by chance. For example, if in a sample we find that 60 per cent of men and 40 per cent of women believe Statement A is true, this can either be due to chance factors which determined the make-up of our sample, or to an actual difference between what men and women believe. A statistically significant result is one where the likelihood of the result arising by chance is below a specified level of probability.

Statistical significance is usually reported at 0.05, 0.01 or 0.001 level, meaning that there is a less than five in one hundred chance, one in a hundred chance, or one in a thousand chance, respectively, that the result under discussion has arisen by chance. In the example above, a

0.001 level of statistical significance means that there is less than one chance in a thousand that the observed difference between men and women has arisen by chance. In other words, the observed difference is highly likely to reflect a real difference in what men and women believe.

However, it is important to note that saying a result is statistically significant is not the same as saying it is important. It may be that the difference between men and women in their belief about Statement A is not at all important or that it is not substantial. The importance of a result cannot be determined statistically. Rather, it is a matter for the judgement of those interpreting the results.

Non-Catholic attenders

Not all Mass attenders in Catholic parishes are Catholics. About 1.9 per cent of Questionnaire X respondents were not Catholic.

Analysis of the data

People are complex, and the data set used in this report is complex, too. Neither univariate analysis (e.g., the frequencies) nor bivariate analysis (e.g., cross-tabulations) tells the full story. One reason for this is that most, if not all, of the variables included in a bivariate analysis with the questions commissioned by the Australian Catholic Social Justice Council are correlated with other variables such as age and sex. Marital status provides a good example. Are differences in the opinions or practices of those who have never married and those who have been widowed a result of their marital status or their age, given that most of the former are young and most of the latter are much older? The best way to sort out such interrelationships is to use some form of multivariate analysis. This type of analysis is beyond the scope of this basic report, but can be carried out if required.

Demographic profile of respondents to Questionnaire X

Unweighted (actual) figures - All responses

Questionnaire X completed by 1,728 respondents in national random sample parishes.

NOTE: Not all respondents to Questionnaire X answered every question. Older people (those aged 60 and over) were over-represented among non-respondents. Statistical tests show the effect of this non-response on the results reported here to be negligible.

Age	Number	Per cent
15-29 years	135	8
30-49 years	349	21
50-69 years	566	34
70 years and over	607	37
Total	1,657	100

Sex	Number	Per cent
Female	1,066	64
Male	604	36
Total	1,670	100

State or Territory	Number	Per cent
NSW & ACT	860	50
Vic & Tas	350	20
Qld	311	18
SA & NT	107	6
WA	100	6
Total	1,728	100

Marital status	Number	Per cent
Never married	245	15
In first marriage	1,037	63
Remarried after divorce	54	3
Remarried after death of spouse	13	1
In a defacto relationship	20	1
Separated but not divorced	26	2
Divorced and not remarried	59	4
Widowed	201	12
Total	1,655	100

Type of primary school attended	Number	Per cent
Catholic	1,020	69
Government	418	28
Other	48	3
Total	1,486	100

Type of secondary school attended	Number	Per cent
Catholic	1,069	71
Government	363	24
Other	81	5
Total	1,513	100

Level of education	Number	Per cent
Primary school	89	5
Some secondary school	218	13
Completed secondary school	361	22
Trade certificate	151	9
Diploma or associate diploma	228	14
Bachelor degree	370	22
Post graduate degree or diploma	240	15
Total	1,657	100

Birthplace	Number	Per cent
Australia	966	58
NZ & Pacific Islands	28	2
Britain	47	3
Ireland (incl. Northern Ireland)	22	1
Italy	42	3
Malta	22	1
Other Europe	57	3
Vietnam	24	1
Philippines	221	13
India & Sri Lanka	104	6
Other Asia	63	4
Other	74	4
Total	1,670	100

Mother's birthplace	Number	Per cent
Australia	822	51
Other English speaking country	120	7
Non-English speaking country (NESC)	686	42
Total	1,628	100

Father's birthplace	Number	Per cent
Australia	767	48
Other English speaking country	150	9
Non-English speaking country (NESC)	698	43
Total	1,615	100

Birthplace of both parents	Number	Per cent
Both parents born in Australia	736	46
One parent born in Australia	103	6
Both parents born in Non-English speaking	661	41
Other	105	7
Total	1,605	100

Language spoken at home	Number	Per cent
English only	1,142	68
English plus other language(s)	501	30
Non-English language(s) only	35	2
Total	1,678	100

When did you become Catholic?	Number	Per cent
Infancy	1,454	87
Childhood	44	3
Teenage years	17	1
Adulthood	134	8
Not a Catholic	32	2
Total	1,681	100

Spouse or partner Catholic?	Number	Per cent
Yes	960	61
No	230	15
Not applicable	391	25
Total	1,581	100

Other questions from Questionnaire X used in this report

Percentages have been weighted so that they better reflect the distribution of Mass attenders across Australia.

For each question, the actual (unweighted) number of respondents is shown as 'N = '

Totals for Questions 1, 2 and 5 exceed 100% because respondents could choose more than one response.

No. Question	
1 Involvement in parish groups	Per cent
Yes, in small prayer, discussion or Bible study groups	15
Yes, in clubs, social groups or other types of groups	22
No, we have no such groups	9
No, I am not regularly involved	59
Total	105
N = 1,603	
2 Involvement in parish outreach activities	Per cent
Evangelisation, spreading the Gospel	6
Welfare activities, helping non-parishoners	11
Wider community service	17
Promotion of social justice	6
Not regularly involved	71
Total	111
N = 1,582	
3 Sense of belonging	Per cent
Strong and growing	42
Stable	30
Weakening	9
Not a strong sense of belonging	16
Don't know or not applicable	3
Total	100
N = 1,604	
4 Importance of parish community	Per cent
Very / extremely important	58
Quite important	29
A little / not important	13
Total	100
N = 1,635	
5 Leadership role in parish	Per cent
Reader or special minister of the Eucharist	19
Music ministry	8
Member of liturgy planning group	2
Preparing adults for sacraments (eg, RCIA, marriage preparation)	2
Children's liturgy or sacrament preparation	4
Religious education teacher in a Government school	1
Visitor to sick, elderly, others in need	8
Leader of a group in the parish	3
Member of parish council or similar leadership group	5
Member of a committee	4
Teacher in the parish school	2
Active involvement in parish school, but not as teacher	3
Other role not mentioned above	12
No leadership or ministry role	57
Total	130
N = 1,521	
16a Frequency of attendance at Mass generally	Per cent
First time	0
Hardly ever / Special occasions	2
Less than once a month	1
Once a month	2
Two or three times a month	8
Usually every week	69
More than once a week	17
Total	100
N = 1,526	

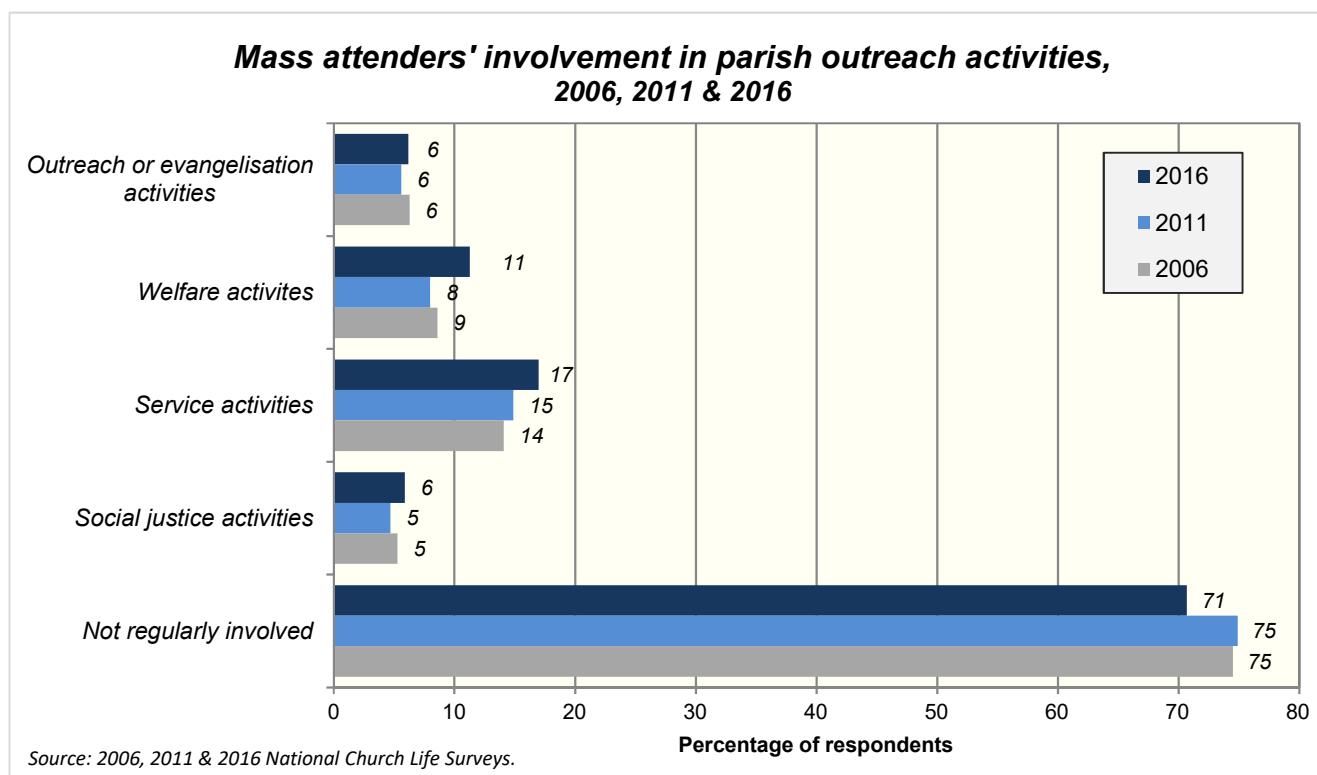
Question 2:

**Do you regularly take part in any of the following parish activities which reach out to non-parishioners?
(Mark ALL that apply)**

	2016 (%)	2011 (%)	2006 (%)
<i>Parish outreach or evangelisation activities which spread the Good News of the Gospel</i>	6	6	6
<i>Parish welfare activities which assist people from the non-parish community with personal needs</i>	11	8	9
<i>Parish service activities which contribute to the wider community in some way</i>	17	15	14
<i>Parish activities which promote social justice</i>	6	5	5
<i>No, I am not regularly involved</i>	71	75	75
Total	111	108	109
<i>Number of respondents</i>	1,582	1,561	1,994
<i>Number of responses</i>	1,739	1,695	2,194

Percentages add to more than 100 because respondents could choose more than one response.

Comparison figures come from the 2011 & 2006 National Church Life Surveys.



Question 2:

Do you regularly take part in any of the following parish activities which reach out to non-parishioners?
(Mark ALL that apply)

Question number	Question	Outreach or evangelisation activities (%)	Welfare activities (%)	Service activities (%)	Social justice activities (%)	Not regularly involved (%)
<i>Demographic characteristics</i>						
6	Age					
	15-34 years	4	2	7	4	89
	35-59 years	5	7	17	6	72
	60 years and over	8	16	20	6	65
	N = 1,537		***	***		***
7	Sex					
	Female	7	12	18	7	68
	Male	5	11	15	5	75
	N = 1,555					*
	State / Territory					
	New South Wales & Australian Capital Territory	7	9	16	4	72
	Victoria & Tasmania	4	15	18	8	70
	Queensland	8	11	21	9	66
	South Australia & Northern Territory	4	10	12	5	74
	Western Australia	9	13	16	3	69
	N = 1,582		*		*	
10	Marital Status					
	Never Married	6	8	15	7	75
	Married *	6	12	18	6	70
	Separated / Divorced	8	4	10	4	77
	Widowed	6	18	22	5	62
	N = 1,537		**			*
	* Includes 20 people who identified themselves as being in a de facto relationship					
13	Type of primary school attended					
	Catholic	5	11	19	7	69
	Government	7	14	16	5	72
	Other	4	1	16	2	81
	N = 1,388		*			
14	Type of secondary school attended					
	Catholic	6	12	19	7	69
	Government	5	14	14	5	74
	Other	4	1	19	4	72
	N = 1,417		*			
15	Level of Education					
	No Post Secondary	4	7	14	3	76
	Diploma / Trade Certificate	10	16	21	6	63
	Degree or Higher	6	12	17	8	71
	N = 1,544	**	**	*	**	***
8a	Birthplace					
	Australia	5	13	18	7	68
	Other English speaking country	6	15	19	7	61
	Non-English speaking country	8	8	15	5	75
	N = 1,554		**			**

Question number	Question	Outreach or evangelisation activities (%)	Welfare activities (%)	Service activities (%)	Social justice activities (%)	Not regularly involved (%)
8b	Mother's birthplace					
	Australia	6	15	19	7	66
	Other English speaking country	5	14	19	5	63
	Non-English speaking country (NESC)	7	9	15	5	77
	<i>N = 1,514</i>		**			***
8c	Father's birthplace					
	Australia	6	14	19	7	66
	Other English speaking country	6	16	18	5	63
	Non-English speaking country (NESC)	6	9	15	5	77
	<i>N = 1,504</i>		**			***
	Birthplace of both parents					
	Both parents born in Australia	6	15	19	7	66
	One parent born in Australia	4	9	21	4	69
	Both parents born in Non-English speaking country	7	8	15	5	77
	Other	6	17	18	5	60
	<i>N = 1,495</i>		**			***
9	Language spoken at home					
	English only	6	13	19	7	67
	English plus other language(s)	8	8	14	5	77
	Non-English language(s) only	1	4	7	0	88
	<i>N = 1,559</i>		**	*		***
11	When did you become Catholic?					
	Infancy	6	11	17	6	71
	Childhood	7	12	12	7	75
	Teenage years	8	8	8	0	92
	Adulthood	8	15	22	6	60
	Not a Catholic	1	7	15	1	81
	<i>N = 1,559</i>					*
12	Spouse or partner Catholic?					
	Yes	6	12	17	6	70
	No	5	10	18	3	74
	<i>N = 1,113</i>					
Participation in the parish						
1	Involvement in parish groups, ministries or activities					
	Is involved	15	27	39	14	36
	Is not involved	2	3	6	2	89
	<i>N = 1,543</i>	***	***	****	***	***
3	Sense of belonging to the parish					
	Strong and growing	10	15	25	9	59
	Stable	4	13	15	5	70
	Weakening	7	6	13	9	79
	Not a strong sense of belonging	2	3	5	0	92
	<i>N = 1,482</i>	***	***	***	***	***
4	Importance of parish community					
	Very / extremely important	8	15	23	8	61
	Quite important	4	7	11	3	80
	A little / not important	3	2	3	3	91
	<i>N = 1,559</i>	***	***	***	***	***
5	Leadership role in parish					
	Yes	13	21	34	13	44
	No	2	4	5	2	90
	<i>N = 1,465</i>	***	***	***	***	***

Question number	Question	Outreach or evangelisation activities (%)	Welfare activities (%)	Service activities (%)	Social justice activities (%)	Not regularly involved (%)
16a	Frequency of attendance at Mass generally					
	At least once a week	6	12	18	5	70
	Less than weekly	4	6	14	11	75
	N = 1,421		*		**	

Statistical Note:

Results have been weighted so that they better reflect the distribution of Church attenders across Australia.

For each question, the actual (unweighted) number of respondents is shown as 'N = '

Percentages across each row add to more than 100% because respondents could choose more than one option.

Statistical significance is shown as follows:

*** $p < 0.001$

** $p < 0.01$

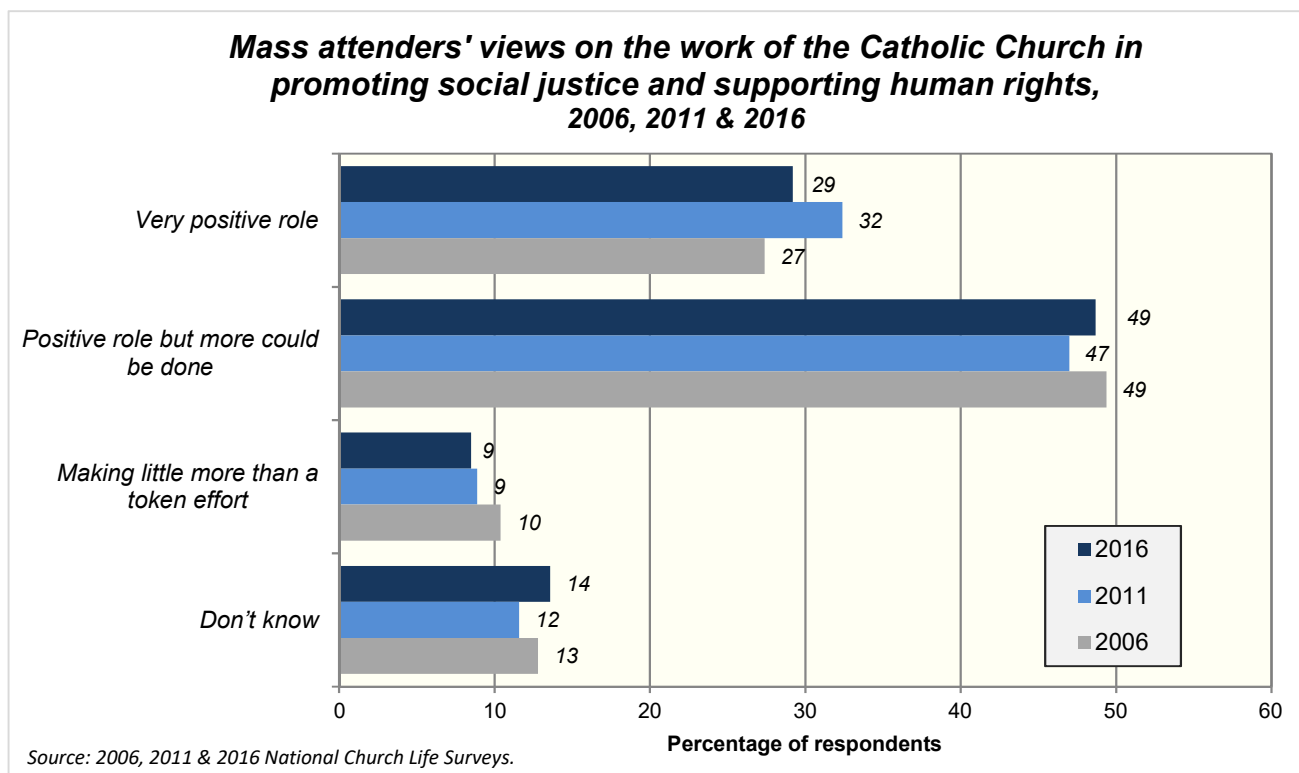
* $p < 0.05$

Question 26:

What is your view of the work of the Catholic Church in promoting social justice and supporting human rights?

	2016 (%)	2011 (%)	2006 *
<i>The Church is playing a very positive role</i>	29	32	27
<i>The Church is playing a positive role but much more could be done</i>	49	47	49
<i>The Church is making little more than a token effort</i>	9	9	10
<i>Don't know</i>	14	12	13
Total	100	100	100
Number of responses	1,629	1,560	1,983

Comparison figures come from the 2011 & 2006 National Church Life Surveys.



* Note: The 2006 question had an additional response 'The Church is doing nothing', which was answered by 0.6 per cent of Mass attenders. For comparison purposes, it has been added to the previous response 'The Church is playing a positive role but more could be done', which was answered by 9.8 per cent of attenders.

Question 26:

What is your view of the work of the Catholic Church in promoting social justice and supporting human rights?

Question number	Question	Very positive role (%)	Positive role but more could be done (%)	Making little more than a token effort (%)	Don't know (%)
Demographic characteristics					
6	Age				
	15-34 years	31	50	3	15
	35-59 years	34	46	9	11
	60 years and over	26	51	10	14
	<i>N = 1,584</i>				
	<i>Significant at $p < 0.01$ level</i>				
7	Sex				
	Female	28	51	7	15
	Male	31	46	12	12
	<i>N = 1,598</i>				
	<i>Significant at $p < 0.01$ level</i>				
	State / Territory				
	New South Wales & Australian Capital Territory	28	47	9	16
	Victoria & Tasmania	27	52	9	12
	Queensland	34	47	7	11
	South Australia & Northern Territory	36	50	6	9
	Western Australia	30	43	10	18
	<i>N = 1,629</i>				
	<i>Not significant</i>				
10	Marital Status				
	Never Married	27	54	10	10
	Married *	31	47	9	13
	Separated / Divorced	26	55	6	14
	Widowed	25	49	2	24
	<i>N = 1,586</i>				
	<i>Significant at $p < 0.001$ level</i>				
	<i>* Includes 20 people who identified themselves as being in a de facto relationship</i>				
13	Type of primary school attended				
	Catholic	29	51	9	11
	Government	29	46	7	18
	Other	28	53	6	13
	<i>N = 1,435</i>				
	<i>Not significant</i>				
14	Type of secondary school attended				
	Catholic	29	51	9	11
	Government	32	46	7	15
	Other	20	55	7	17
	<i>N = 1,462</i>				
	<i>Not significant</i>				
15	Level of Education				
	No Post Secondary	29	44	7	20
	Diploma / Trade Certificate	28	49	8	15
	Degree or Higher	31	53	9	7
	<i>N = 1,598</i>				
	<i>Significant at $p < 0.001$ level</i>				
8a	Birthplace				
	Australia	28	52	9	12
	Other English speaking country	35	45	7	14
	Non-English speaking country	30	44	9	17
	<i>N = 1,598</i>				
	<i>Not significant</i>				

Question number	Question	Very positive role (%)	Positive role but more could be done (%)	Making little more than a token effort (%)	Don't know (%)
8b	Mother's birthplace				
	Australia	27	54	9	10
	Other English speaking country	28	47	8	17
	Non-English speaking country (NESC)	32	45	8	16
	<i>N = 1,561</i>				
	<i>Significant at $p < 0.01$ level</i>				
8c	Father's birthplace				
	Australia	27	54	8	11
	Other English speaking country	27	52	9	12
	Non-English speaking country (NESC)	31	45	9	15
	<i>N = 1,552</i>				
	<i>Significant at $p < 0.05$ level</i>				
	Birthplace of both parents				
	Both parents born in Australia	27	55	7	10
	One parent born in Australia	27	45	14	14
	Both parents born in Non-English speaking country	32	45	8	15
	Other	27	48	8	16
	<i>N = 1,543</i>				
	<i>Significant at $p < 0.05$ level</i>				
9	Language spoken at home				
	English only	27	51	9	13
	English plus other language(s)	32	45	7	16
	Non-English language(s) only	40	33	13	13
	<i>N = 1,605</i>				
	<i>Not significant</i>				
11	When did you become Catholic?				
	Infancy	29	49	8	14
	Childhood	36	43	14	7
	Teenage years	19	69	6	6
	Adulthood	32	45	9	14
	Not a Catholic	33	37	22	7
	<i>N = 1,608</i>				
	<i>Not significant</i>				
12	Spouse or partner Catholic?				
	Yes	31	48	9	12
	No	31	44	10	16
	<i>N = 1,140</i>				
	<i>Not significant</i>				
	<i>Participation in the parish</i>				
1	Involvement in parish groups, ministries or activities				
	Is involved	30	54	6	10
	Is not involved	29	46	10	15
	<i>N = 1,538</i>				
	<i>Significant at $p < 0.01$ level</i>				
2	Involvement in parish outreach activities				
	Is involved	31	54	7	8
	Is not involved	29	47	9	15
	<i>N = 1,523</i>				
	<i>Significant at $p < 0.001$ level</i>				
3	Sense of belonging to the parish				
	Strong and growing	34	49	5	12
	Stable	30	49	7	14
	Weakening	23	50	17	11
	Not a strong sense of belonging	23	48	13	16
	<i>N = 1,500</i>				
	<i>Significant at $p < 0.001$ level</i>				

Question number	Question	Very positive role (%)	Positive role but more could be done (%)	Making little more than a token effort (%)	Don't know (%)
4	Importance of parish community				
	Very / extremely important	34	48	6	13
	Quite important	23	52	9	15
	A little / not important	22	44	18	15
	<i>N = 1,571</i>				
	<i>Significant at $p < 0.001$ level</i>				
5	Leadership role in parish				
	Yes	29	56	6	9
	No	30	44	10	16
	<i>N = 1,469</i>				
	<i>Significant at $p < 0.001$ level</i>				
16a	Frequency of attendance at Mass generally				
	At least once a week	29	50	8	13
	Less than weekly	31	41	12	16
	<i>N = 1,463</i>				
	<i>Not significant</i>				

Statistical Note:

Results have been weighted so that they better reflect the distribution of Church attenders across Australia.

For each question, the actual (unweighted) number of respondents is shown as 'N = '

Percentages add to 100 across each row.

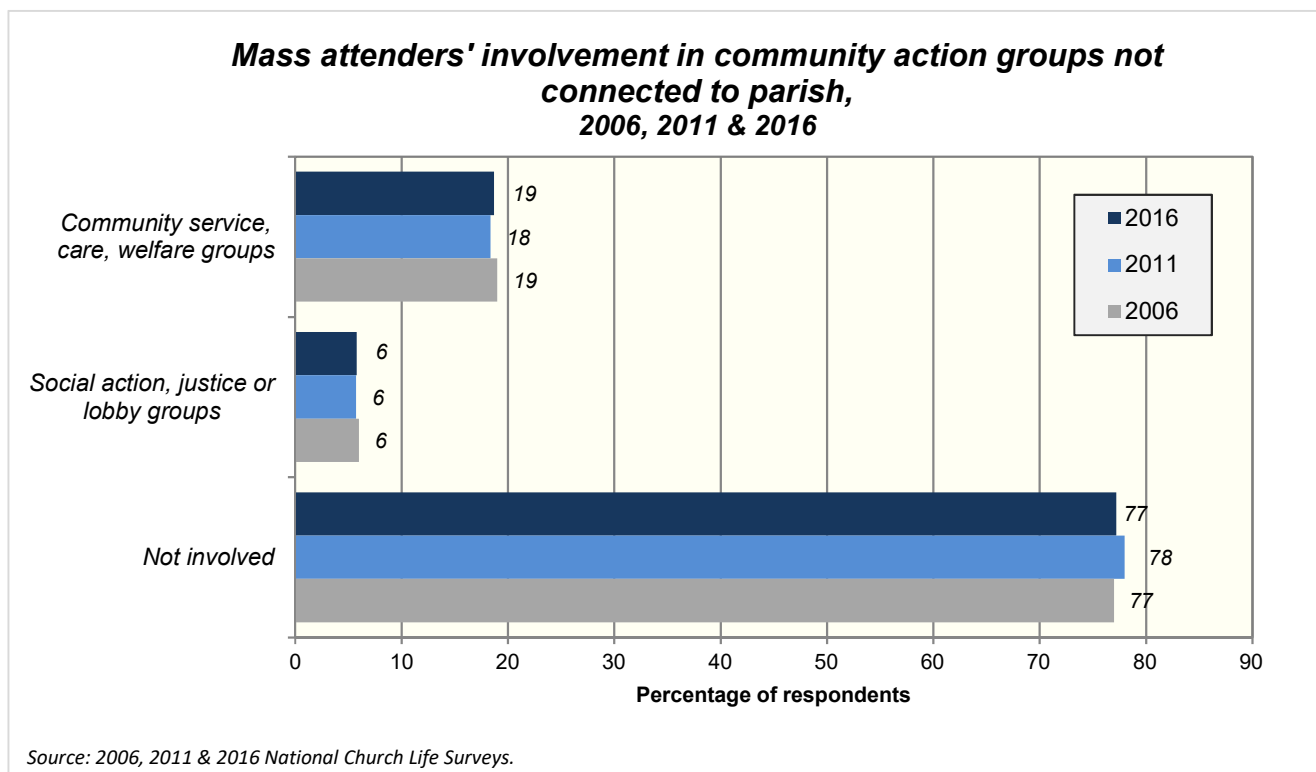
Question 40:

Are you involved in any community service, social action or welfare groups not connected to this parish? (Mark ALL that apply)

	2016 (%)	2011 (%)	2006 (%)
Yes, community service, care or welfare groups	19	18	19
Yes, social action, justice or lobby groups (e.g. environmental, human rights or local issues)	6	6	6
No, I am not involved with such groups	77	78	77
Total	102	102	102
Number of respondents	1,579	1,541	1,943
Number of responses	1,602	1,560	1,983

Percentages add to more than 100 because respondents could choose more than one response.

Comparison figures come from the 2011 & 2006 National Church Life Surveys.



Question 40:

Are you involved in any community service, social action or welfare groups not connected to this parish?
(Mark ALL that apply)

Question number	Question	Community service, care or welfare groups (%)	Social action, justice or lobby groups (%)	Not involved with such groups (%)
Demographic characteristics				
6	Age			
	15-34 years	19	7	75
	35-59 years	15	6	81
	60 years and over	21	5	75
	<i>N = 1,533</i>	*		*
7	Sex			
	Female	19	6	76
	Male	17	5	80
	<i>N = 1,551</i>			
	State / Territory			
	New South Wales & Australian Capital Territory	16	5	80
	Victoria & Tasmania	21	7	75
	Queensland	19	6	78
	South Australia & Northern Territory	24	6	71
	Western Australia	24	5	73
	<i>N = 1,579</i>			
10	Marital Status			
	Never Married	19	11	71
	Married *	17	5	80
	Separated / Divorced	20	3	79
	Widowed	25	6	73
	<i>N = 1,540</i>		**	*
	<i>* Includes 20 people who identified themselves as being in a de facto relationship</i>			
13	Type of primary school attended			
	Catholic	21	7	75
	Government	16	4	81
	Other	20	3	77
	<i>N = 1,390</i>			
14	Type of secondary school attended			
	Catholic	20	6	76
	Government	14	6	82
	Other	23	2	75
	<i>N = 1,426</i>			
15	Level of Education			
	No Post Secondary	15	3	82
	Diploma / Trade Certificate	18	5	77
	Degree or Higher	22	8	73
	<i>N = 1,548</i>	*	**	***
8a	Birthplace			
	Australia	20	7	75
	Other English speaking country	18	7	75
	Non-English speaking country	16	4	82
	<i>N = 1,551</i>			*
8b	Mother's birthplace			
	Australia	21	8	73
	Other English speaking country	21	5	74
	Non-English speaking country (NESC)	15	5	82
	<i>N = 1,514</i>	*		**

Question number	Question	Community service, care or welfare groups (%)	Social action, justice or lobby groups (%)	Not involved with such groups (%)
8c	Father's birthplace			
	Australia	20	8	74
	Other English speaking country	27	7	68
	Non-English speaking country (NESC)	15	4	82
	<i>N = 1,508</i>	**	*	***
	Birthplace of both parents			
	Both parents born in Australia	21	8	74
	One parent born in Australia	23	4	76
	Both parents born in Non-English speaking country	15	5	82
	Other			**
	<i>N = 1,499</i>			
9	Language spoken at home			
	English only	21	6	75
	English plus other language(s)	14	5	82
	Non-English language(s) only	18	0	82
	<i>N = 1,555</i>	*		**
11	When did you become Catholic?			
	Infancy	19	6	77
	Childhood	10	11	79
	Teenage years	23	2	75
	Adulthood	13	5	82
	Not a Catholic	24	3	74
	<i>N = 1,559</i>			
12	Spouse or partner Catholic?			
	Yes	19	5	77
	No	16	3	83
	<i>N = 1,109</i>			
	<i>Participation in the parish</i>			
1	Involvement in parish groups, ministries or activities			
	Is involved	28	9	65
	Is not involved	13	4	84
	<i>N = 1,497</i>	***	**	***
2	Involvement in parish outreach activities			
	Is involved	34	12	57
	Is not involved	12	4	85
	<i>N = 1,482</i>	***	***	***
3	Sense of belonging to the parish			
	Strong and growing	22	7	73
	Stable	15	6	80
	Weakening	21	6	74
	Not a strong sense of belonging	16	5	82
	<i>N = 1,453</i>	*		**
4	Importance of parish community			
	Very / extremely important	22	7	73
	Quite important	15	6	81
	A little / not important	14	2	85
	<i>N = 1,521</i>	**	*	***
5	Leadership role in parish			
	Yes	25	10	67
	No	13	3	85
	<i>N = 1,429</i>	***	***	***

Question number	Question	Community service, care or welfare groups (%)	Social action, justice or lobby groups (%)	Not involved with such groups (%)
16a	Frequency of attendance at Mass generally			
	At least once a week	19	6	77
	Less than weekly	18	5	78
	N = 1,416			

Statistical Note:

Results have been weighted so that they better reflect the distribution of Church attenders across Australia.

For each question, the actual (unweighted) number of respondents is shown as 'N = '

Percentages across each row add to more than 100% because respondents could choose more than one option.

Statistical significance is shown as follows:

*** $p < 0.001$

** $p < 0.01$

* $p < 0.05$

Thank you for taking part in this survey

- Please use a BLACK OR BLUE PEN or dark pencil and press firmly.
- FILL IN or CROSS the box next to the category that best describes your response (☐ or ☒). PLEASE DO NOT USE TICKS.
- Choose ONE ONLY for each question unless it states otherwise.
Example: Do you eat fruit? ☒ Yes ☐ No

Mass Centre Code

--	--	--	--	--	--	--	--

X



1. Are you regularly involved in any group activities here? (Mark ALL that apply)

- ☐ Yes, in small prayer, discussion or Bible study groups
- ☐ Yes, in clubs, social groups or other types of groups
- ☐ No, we have no such groups
- ☐ No, I am not regularly involved

2. Do you regularly take part in any of the following parish activities which reach out to non-parishioners? (Mark ALL that apply)

- ☐ Parish outreach or evangelisation activities which spread the Good News of the Gospel
- ☐ Parish welfare activities which assist people from the non-parish community with personal needs
- ☐ Parish service activities which contribute to the wider community in some way
- ☐ Parish activities which promote social justice
- ☐ No, I am not regularly involved

3. Do you have a strong sense of belonging to this parish?

- ☐ Yes, a strong sense of belonging, which is growing
- ☐ Yes, a strong sense - about the same as last year
- ☐ Yes, although perhaps not as strongly as in the past
- ☐ No, but I am new here
- ☐ No, and I wish I did by now
- ☐ No, but I am happy as I am
- ☐ Don't know/not applicable

4. How important is this parish community in your life?

- ☐ Not at all important ☐ Very important
- ☐ A little important ☐ Extremely important
- ☐ Quite important

5. Do you currently perform any of these leadership or ministry roles in this parish? (Mark ALL that apply)

- ☐ Reader (lector) or special minister of the Eucharist
- ☐ Music ministry (e.g. choir, organist, musician)
- ☐ Member of a liturgy planning group
- ☐ Preparing adults for sacraments (e.g. RCIA, marriage preparation)
- ☐ Involved in children's liturgy or sacrament preparation
- ☐ Religious education teacher in a government school
- ☐ Visitor to the sick or elderly or others in need
- ☐ Leader of a group (e.g. a prayer, discussion, youth or social group)
- ☐ Member of the parish council or similar leadership group
- ☐ Member of a committee
- ☐ Teacher in the parish school
- ☐ Actively involved in the parish school (not as a teacher)
- ☐ Another role not mentioned above
- ☐ I do not have any leadership or ministry role at present

About You

6. In what year were you born?

Please write the year in the squares:

--	--	--	--

7. What is your gender?

- ☐ Female ☐ Male

NB: If you identify as 'Other', this option is in the online survey.

8. Where were you born? Where was your mother born? Where was your father born? (Please mark an option in EVERY COLUMN)

	You	Mother	Father
Australia	<input type="checkbox"/>	<input type="checkbox"/>	<input type="checkbox"/>
New Zealand	<input type="checkbox"/>	<input type="checkbox"/>	<input type="checkbox"/>
Pacific Islands	<input type="checkbox"/>	<input type="checkbox"/>	<input type="checkbox"/>
Great Britain	<input type="checkbox"/>	<input type="checkbox"/>	<input type="checkbox"/>
Ireland (incl. N. Ireland)	<input type="checkbox"/>	<input type="checkbox"/>	<input type="checkbox"/>
Italy	<input type="checkbox"/>	<input type="checkbox"/>	<input type="checkbox"/>
Malta	<input type="checkbox"/>	<input type="checkbox"/>	<input type="checkbox"/>
Other Southern Europe	<input type="checkbox"/>	<input type="checkbox"/>	<input type="checkbox"/>
Northern or Western Europe	<input type="checkbox"/>	<input type="checkbox"/>	<input type="checkbox"/>
Eastern Europe/former USSR	<input type="checkbox"/>	<input type="checkbox"/>	<input type="checkbox"/>
Middle East/North Africa	<input type="checkbox"/>	<input type="checkbox"/>	<input type="checkbox"/>
Republic of South Africa	<input type="checkbox"/>	<input type="checkbox"/>	<input type="checkbox"/>
Other Africa	<input type="checkbox"/>	<input type="checkbox"/>	<input type="checkbox"/>
Mauritius	<input type="checkbox"/>	<input type="checkbox"/>	<input type="checkbox"/>
North America	<input type="checkbox"/>	<input type="checkbox"/>	<input type="checkbox"/>
Central or South America	<input type="checkbox"/>	<input type="checkbox"/>	<input type="checkbox"/>
China/Hong Kong	<input type="checkbox"/>	<input type="checkbox"/>	<input type="checkbox"/>
Korea	<input type="checkbox"/>	<input type="checkbox"/>	<input type="checkbox"/>
Vietnam	<input type="checkbox"/>	<input type="checkbox"/>	<input type="checkbox"/>
Philippines	<input type="checkbox"/>	<input type="checkbox"/>	<input type="checkbox"/>
India/Sri Lanka	<input type="checkbox"/>	<input type="checkbox"/>	<input type="checkbox"/>
Other Asia	<input type="checkbox"/>	<input type="checkbox"/>	<input type="checkbox"/>
Don't know	<input type="checkbox"/>	<input type="checkbox"/>	<input type="checkbox"/>

9. At home, do you speak a language other than English?

- ☐ English only
- ☐ English plus other language(s)
- ☐ Non-English language(s) only

10. Which term best describes your present marital status?

- ☐ Never married ☐ In a defacto relationship
- ☐ In first marriage ☐ Separated
- ☐ Remarried after divorce ☐ Divorced
- ☐ Remarried after widowed ☐ Widowed

This form will be scanned - Please mark boxes ☒ and ☐
WRITE NUMBERS CLEARLY to help scanning process

Scanning recognition code
Please do not write here



11. Are you a Catholic?

Yes, I became a Catholic when I was

- | | |
|-------------------------------------|--|
| <input type="checkbox"/> A baby | <input type="checkbox"/> An adult |
| <input type="checkbox"/> A child | <input type="checkbox"/> No, I am not a Catholic |
| <input type="checkbox"/> A teenager | |

12. Is your spouse or partner a Catholic?

- ☐ Yes ☐ No ☐ Not applicable

What type of school did you (or do you now) mainly attend? (Mark ONE in each row)

	Catholic	Government	Other
13. Primary School	<input type="checkbox"/>	<input type="checkbox"/>	<input type="checkbox"/>
14. Secondary School	<input type="checkbox"/>	<input type="checkbox"/>	<input type="checkbox"/>

15. What is the highest educational qualification you have completed?

- | | |
|---|--|
| <input type="checkbox"/> Primary school | <input type="checkbox"/> Bachelor degree from a university or equivalent institution |
| <input type="checkbox"/> Some secondary school | <input type="checkbox"/> Postgraduate degree or diploma |
| <input type="checkbox"/> Completed secondary school | |
| <input type="checkbox"/> Trade certificate | |
| <input type="checkbox"/> Diploma or associate diploma | |

About Your Faith and the Church

16. How often do you go to Mass? Please answer for how often you go to Mass, AND for how often you go to Mass in this parish. (Mark an option in BOTH columns)

	Generally?	Here?
This is my first time	<input type="checkbox"/>	<input type="checkbox"/>
Hardly ever/special occasions only	<input type="checkbox"/>	<input type="checkbox"/>
Less than once a month	<input type="checkbox"/>	<input type="checkbox"/>
Once a month	<input type="checkbox"/>	<input type="checkbox"/>
Two or three times a month	<input type="checkbox"/>	<input type="checkbox"/>
Usually every week	<input type="checkbox"/>	<input type="checkbox"/>
More than once a week	<input type="checkbox"/>	<input type="checkbox"/>

17. In what way do you see yourself being involved in the Catholic Church in the future?

- ☐ I will probably attend Mass and be involved in my parish
☐ I will probably only attend Mass
☐ I don't think I will attend Mass regularly, but will probably be involved in other ways
☐ I don't think I will be involved with the Church in the future
☐ Not sure/Don't know

18. What do you value most about being a Catholic? (Mark up to THREE options)

- ☐ Being a part of the faith community
☐ Participating in Mass and other sacraments
☐ Being involved in small groups (e.g. youth group, prayer group)
☐ It's something I can do with my family
☐ The commitment to social justice
☐ The Church's beliefs and teachings
☐ It connects me with God
☐ It helps me to form my values
☐ Some other reason not listed above
☐ I am not a Catholic

19. Do you agree or disagree? 'It is a sin to miss Mass on Sunday unless you have a serious reason'

- ☐ Strongly agree ☐ Disagree
☐ Agree ☐ Strongly disagree
☐ Neutral or unsure

20. Throughout your life, which of the following have given you the strongest support in your faith?

(Mark up to THREE options)

- ☐ My family
☐ The parishes I have been part of
☐ The schools that I attended (or now attend)
☐ Small group(s) (e.g. youth group, prayer group)
☐ Catholic organisations (e.g. St Vincent de Paul (Vinnies), Catholic Women's League)
☐ Movements in the Church (e.g. Cursillo, Marriage Encounter)
☐ Social media and online resources
☐ Studying theology or related subjects
☐ Events (e.g. conferences, World Youth Day, retreats, festivals)
☐ Some other factor not listed above
☐ None of the above

21. In your opinion, how important is it for Catholics to develop closer relationships with, and understanding of, people from non-Christian religions (e.g. Muslims, Jews and Buddhists)?

- ☐ Catholics should not do this
☐ Catholics should do this, but it's not very important
☐ It is quite important for Catholics to do this
☐ It is very important for Catholics to do this
☐ Don't know/Not sure

22. In your opinion, how important is it for Catholics to work towards unity with the other major Christian denominations?

- ☐ Catholics should not do this
☐ Catholics should do this, but it's not very important
☐ It is quite important for Catholics to do this
☐ It is very important for Catholics to do this
☐ Don't know/Not sure

23. When you hear the term 'mission' in relation to the Church, which of the following do you usually think of? (Mark up to THREE options)

To me, mission means:

- ☐ Proclaiming the Word of God
☐ Being a witness to Jesus Christ through my actions
☐ Seeking justice for people who are poor and oppressed
☐ Talking about my faith in a personal way
☐ Caring for people in spiritual ways
☐ Converting people to Christianity
☐ Reaching out to people in the local area
☐ Serving people who are poor
☐ None of these things

24. Some say there are barriers preventing women from taking on leadership roles in the Church. During the last few years, have you ever experienced such a barrier, or known a woman who has?

- ☐ No, I have not experienced or observed such a barrier

Yes, I have observed such a barrier as a result of: (Mark ALL that apply)

- ☐ Opposition or lack of support from a priest or priests
☐ Opposition or lack of support from men in the Church
☐ Opposition or lack of support from women in the Church
☐ Opposition or lack of support from older people in the Church
☐ Church practices that favour men for certain positions
☐ The exercise of authority in the Church
☐ Other factors not listed above

The Church and Society

25. On which of the following public issues in Australia do you think the Catholic Church should be most active? (Mark up to FOUR options)

- ☐ Aboriginal issues
- ☐ Asylum seekers/refugees
- ☐ Bioethical issues (e.g. abortion, euthanasia, surrogacy)
- ☐ Drugs/substance abuse
- ☐ Environmental issues/climate change
- ☐ Farming issues
- ☐ Human trafficking
- ☐ Opposition to same-sex marriage
- ☐ Poverty and disadvantage in Australia
- ☐ Poverty overseas
- ☐ Prisons and the criminal justice system
- ☐ Standards in TV, film and literature
- ☐ Support for marriage and the family
- ☐ War and conflict overseas
- ☐ Workplace conditions and laws
- ☐ Another issue not listed here
- ☐ The Church should not be involved in public policy issues

26. What is your view of the work of the Catholic Church in promoting social justice and supporting human rights?

- ☐ The Church is playing a very positive role
- ☐ The Church is playing a positive role but much more could be done
- ☐ The Church is making little more than a token effort
- ☐ Don't know

27. Which of the following do you think are appropriate for Catholic Church social service agencies? (Mark ALL that apply)

- ☐ Providing social services, such as aged care and employment assistance
- ☐ Accepting government funding for social services provided by the Church
- ☐ Influencing general standards required of all service providers across a particular sector (e.g. aged care or employment assistance)
- ☐ Maintaining some independence from the wider Church
- ☐ None of the above

28. Do you think public policy-making in Australia should be influenced by what Catholic social teaching calls 'preference for the poor'? (Mark ALL that apply)

- ☐ Yes, because this principle is firmly grounded in Gospel values
- ☐ Yes, because this principle is central to the idea of a just and fair society
- ☐ No, because this is a religious notion which has no place in government decision-making in Australia
- ☐ Not sure, because I do not understand what is meant by 'preference for the poor'
- ☐ I have another opinion not mentioned above
- ☐ Don't know

29. Do you agree or disagree? 'Christians should work to change the structures of society in order to create a more just society'

- ☐ Strongly agree
- ☐ Agree
- ☐ Neutral or unsure
- ☐ Disagree
- ☐ Strongly disagree

Scanning recognition code
Please do not write here



In the past 12 months, how often did you donate money to the following overseas aid agencies?

(Mark one box in EACH row)

	Not at all	Once or twice	Several times	Monthly or more
30. Caritas Australia (Project Compassion)	<input type="checkbox"/>	<input type="checkbox"/>	<input type="checkbox"/>	<input type="checkbox"/>
31. World Vision	<input type="checkbox"/>	<input type="checkbox"/>	<input type="checkbox"/>	<input type="checkbox"/>
32. OXFAM/Community Aid Abroad	<input type="checkbox"/>	<input type="checkbox"/>	<input type="checkbox"/>	<input type="checkbox"/>
33. CARE Australia	<input type="checkbox"/>	<input type="checkbox"/>	<input type="checkbox"/>	<input type="checkbox"/>
34. Christian Blind Mission (CBM)	<input type="checkbox"/>	<input type="checkbox"/>	<input type="checkbox"/>	<input type="checkbox"/>
35. Save the Children Fund	<input type="checkbox"/>	<input type="checkbox"/>	<input type="checkbox"/>	<input type="checkbox"/>
36. Plan International (Foster Parents Plan)	<input type="checkbox"/>	<input type="checkbox"/>	<input type="checkbox"/>	<input type="checkbox"/>
37. Christian Children's Fund (CCF)	<input type="checkbox"/>	<input type="checkbox"/>	<input type="checkbox"/>	<input type="checkbox"/>
38. Fred Hollows Foundation	<input type="checkbox"/>	<input type="checkbox"/>	<input type="checkbox"/>	<input type="checkbox"/>
39. UNICEF	<input type="checkbox"/>	<input type="checkbox"/>	<input type="checkbox"/>	<input type="checkbox"/>

40. Are you involved in any community service, social action or welfare groups not connected to this parish? (Mark ALL that apply)

- ☐ Yes, community service, care or welfare groups
- ☐ Yes, social action, justice or lobby groups (e.g. environmental, human rights or local issues)
- ☐ No, I am not involved with such groups

Which of the following advocacy or campaign actions might you take if you cared deeply about a social justice issue? (Mark one box in EACH row)

41. Sign a printed petition

- | | | | |
|--------------------------|---|--------------------------|--------------------------|
| I have done this | I have not done this, but would consider doing so | I would not do this | Don't know/ Not sure |
| <input type="checkbox"/> | <input type="checkbox"/> | <input type="checkbox"/> | <input type="checkbox"/> |

42. Write to my local Member of Parliament

- | | | | |
|--------------------------|---|--------------------------|--------------------------|
| I have done this | I have not done this, but would consider doing so | I would not do this | Don't know/ Not sure |
| <input type="checkbox"/> | <input type="checkbox"/> | <input type="checkbox"/> | <input type="checkbox"/> |

43. Ring my local Member of Parliament

- | | | | |
|--------------------------|---|--------------------------|--------------------------|
| I have done this | I have not done this, but would consider doing so | I would not do this | Don't know/ Not sure |
| <input type="checkbox"/> | <input type="checkbox"/> | <input type="checkbox"/> | <input type="checkbox"/> |

44. Attend a public rally or march

- | | | | |
|--------------------------|---|--------------------------|--------------------------|
| I have done this | I have not done this, but would consider doing so | I would not do this | Don't know/ Not sure |
| <input type="checkbox"/> | <input type="checkbox"/> | <input type="checkbox"/> | <input type="checkbox"/> |

45. Attend a prayer vigil

- | | | | |
|--------------------------|---|--------------------------|--------------------------|
| I have done this | I have not done this, but would consider doing so | I would not do this | Don't know/ Not sure |
| <input type="checkbox"/> | <input type="checkbox"/> | <input type="checkbox"/> | <input type="checkbox"/> |

46. Write a letter to the editor

- | | | | |
|--------------------------|---|--------------------------|--------------------------|
| I have done this | I have not done this, but would consider doing so | I would not do this | Don't know/ Not sure |
| <input type="checkbox"/> | <input type="checkbox"/> | <input type="checkbox"/> | <input type="checkbox"/> |

47. Speak to my friends and family in person

- | | | | |
|--------------------------|---|--------------------------|--------------------------|
| I have done this | I have not done this, but would consider doing so | I would not do this | Don't know/ Not sure |
| <input type="checkbox"/> | <input type="checkbox"/> | <input type="checkbox"/> | <input type="checkbox"/> |

48. Join a local group that organises advocacy actions e.g. visit my MP, host an event etc.

- | | | | |
|--------------------------|---|--------------------------|--------------------------|
| I have done this | I have not done this, but would consider doing so | I would not do this | Don't know/ Not sure |
| <input type="checkbox"/> | <input type="checkbox"/> | <input type="checkbox"/> | <input type="checkbox"/> |

As the Catholic Church’s international aid and development agency, Caritas Australia carries out the following work. How important do you think each of these functions is? (Mark one box in EACH row)

49. Supporting long term development programs internationally

Not important

Quite important

Very important

Don't know/No opinion

50. Working with Indigenous Australians to support long term development programs

Not important

Quite important

Very important

Don't know/No opinion

51. Providing emergency aid and relief

Not important

Quite important

Very important

Don't know/No opinion

52. Educating Australians about the causes of poverty

Not important

Quite important

Very important

Don't know/No opinion

53. Being an advocate for social justice and fairer policies

Not important

Quite important

Very important

Don't know/No opinion

54. Caritas Australia strives to keep supporters involved with, and informed about, the good works of the Church delivered through Caritas' programs. How do you prefer to interact with Caritas? (Mark ALL that apply)

☐ Visiting the Caritas website

☐ Viewing updates on social media channels (e.g. Facebook)

☐ Reading stories, magazines and letters received in the mail

☐ Reading email newsletters

☐ Donating online

☐ Donating through the parish

☐ Not applicable - I don't support Caritas Australia

55. Catholic Mission is the Australian branch of the Pontifical Mission Societies, the Church's worldwide mission aid agency. Which of the works of Catholic Mission would you most likely support? (Mark ALL that apply)

☐ Assisting mission churches (Society for the Propagation of the Faith)

☐ Helping children in need (Society of Missionary Childhood)

☐ Educating clergy in mission countries (Society of St Peter the Apostle)

☐ Supporting remote communities in Australia (Home Mission Fund)

☐ Educating young Australians to talk about their faith

☐ Forming lay leaders to serve others and work for justice

☐ None of these

Social Issues

56. Do you support or oppose changing the legal definition of marriage to allow same-sex marriage?

☐ Strongly support

☐ Tend to support

☐ Mixed feelings/Neutral

☐ Tend to oppose

☐ Strongly oppose

☐ Don't know

57. Do you think that the presence of people from different countries makes life better in your local area?

☐ No, not at all

☐ Not often

☐ Sometimes

☐ Yes, definitely

☐ There are very few people from other countries in our area

☐ Don't know/Unsure

Do you agree or disagree with the following statements?

58. Australia should increase the number of refugees it accepts

Strongly agree

Agree

Neutral/Unsure

Disagree

Strongly disagree

59. Mandatory detention of asylum seekers (that is, holding them in detention until their immigration status is decided) is compatible with Catholic Church teaching

Strongly agree

Agree

Neutral/Unsure

Disagree

Strongly disagree

60. Most asylum seekers are queue jumpers trying to get into Australia without going through the proper channels required of authentic migrants

Strongly agree

Agree

Neutral/Unsure

Disagree

Strongly disagree

61. Do you think Australia’s current system of welfare payments strikes an appropriate balance between providing support to those in need and encouraging self-reliance?

☐ Yes, the balance is about right

☐ No, because it provides too much incentive to remain on benefits and too little incentive for people to find work

☐ No, because it is too harsh on those in need and does not sufficiently acknowledge the difficulties they face

☐ Don't know/Not sure

62. Which one of the following statements describes your view of the balance between work and family life for most people in Australia?

☐ The current balance is about right

☐ Work gets too much priority, so that family life suffers

☐ Family life is given too much priority relative to work obligations

☐ Don't know/Not sure

63. Do you agree or disagree? 'It is becoming more difficult to find the right balance between work and family life'

Strongly agree

Agree

Neutral/Unsure

Disagree

Strongly disagree

64. Think back to the Federal election in July this year, when the Liberals were led by Mr Turnbull and Labor by Mr Shorten. Which party did you vote for in each house? (Mark one box in each column)

House of Representatives

Senate

Liberal/Nationals

Labor (ALP)

Greens

One Nation

Other (e.g. DLP)

Don't remember

Did not vote

☐

☐

☐

☐

☐

☐

☐

☐

☐

☐

☐

☐

☐

☐

65. In Federal elections, which party do you usually vote for in elections to the House of Representatives?

☐ Liberal/Nationals

☐ Labor (ALP)

☐ Greens

☐ One Nation

☐ Other (e.g. DLP)

☐ It has varied

☐ Don't remember

☐ I have not voted before

Thank you for your help today

This page is intentionally left blank

This page is intentionally left blank

