

Mass attenders' views on selected migrant and refugee issues

**A Report to the
Australian Catholic Migrant and Refugee Office**
On questions included in the 2016 National Church Life Survey

Stephen Reid and Trudy Dantis

Report prepared by: National Centre for Pastoral Research
Australian Catholic Bishops Conference
GPO Box 368
Canberra ACT 2601
Australia

Telephone: +61 (02) 6201 9812
Email: ncpr@catholic.org.au
Web: www.ncpr.catholic.org.au

© Copyright 2019 Australian Catholic Bishops Conference

First printed June 2019

Contents

Background to the 2016 National Church Life Survey

Demographic profile of respondents to Questionnaire X

Frequencies of other questions used in the cross-tabulations

Frequencies, graphs and cross-tabulations of the commissioned questions

NCLS 2016: Questionnaire X

Background to the National Church Life Survey

In late 2016, more than a quarter of a million church-going Australians took part in the National Church Life Survey (NCLS) by completing a questionnaire on their faith, their involvement in church life, and a variety of other topics. These people came from over 3,000 parishes and local congregations representing more than 20 denominations and independent churches across the country.

Catholic parishes have participated in the last four National Church Life Surveys, in 2001, 2006, 2011 and 2016. A parallel project, the Catholic Church Life Survey (CCLS), was conducted in 1996.

The national random sample

This report is based on questionnaires completed by Mass attenders in a national random sample of 193 parishes, selected so as to ensure there was a representative sample of parishes from each diocese. Once the national sample had been chosen, all other parishes were invited to take part in the survey, and 162 did so, meaning that a total of 355 Catholic parishes participated in the 2016 survey. These additional parishes received a report on their results, but as they are not part of the statistical sample their results are not included here.

Since the national random sample is statistically representative of all Catholic Church attenders in Australia, the findings of the survey can confidently be regarded as applying, with a high level of probability, to the whole Church in Australia.

Weighting

Because the structure of the sample does not exactly match that of the dioceses from which it comes, the results have been modified by applying a corrective 'weight' to each diocese, so that they better reflect the distribution of Mass-attending Catholics across Australia.

How the survey was conducted

All people aged 15 and over at Mass (or, in some places, services in the absence of a priest) on the day of the survey were invited to complete a questionnaire. The total number of completed questionnaires received from the parishes in the national sample was around 37,350.

In addition to the adult questionnaire, parishes could order optional questionnaires for children aged 8 to 14 years, a revised and shorter version of the adult survey. In total, 2,164 children completed the children's survey. However, results from the children's survey are not included in this report.

Questionnaire versions

This extremely large sample meant that the project could investigate a wide variety of topics without making questionnaires unduly long. This was done by using a number of different versions of the questionnaire, distributed at random to the people at Mass on the Sunday of the survey. Questionnaire AC, which formed the basis of the report prepared for each parish, was completed by 67 per cent of respondents in each parish, while the remaining 33 per cent of respondents completed one of 20 other versions, each dealing with a different topic. Most of these versions were distributed to attenders of all denominations but two, Questionnaires S3 and X, were designed for use only in Catholic parishes.

The questions commissioned by the Australian Catholic Migrant and Refugee Office were included in Questionnaire X, which was completed by 1,728 attenders.

Contents of this report

The following elements make up this report:

- This introduction, containing background information about the survey.
- A demographic profile of the Mass attenders who answered the questions.
- The frequencies of other questions used in the cross-tabulations.
- The number and percentages of attenders who selected each response in the commissioned questions, that is, Questions 57, 58, 59 and 60 in Questionnaire X.
- Cross-tabulations of the questions with age, sex and other key variables, with indicators of statistical significance.
- A copy of Questionnaire X.

A note on statistical significance

Each cross-tabulation in this report is marked as significant or not significant and the level of significance is also indicated.

To say that a result is statistically significant is to say that it is highly probable that the result shows an actual difference, not one that has arisen by chance. For example, if in a sample we find that 60 per cent of men and 40 per cent of women believe Statement A is true, this can either be due to chance factors which determined the make-up of our sample, or to an actual difference between what men and women believe. A statistically significant result is one where the likelihood of the result arising by chance is below a specified level of probability.

Statistical significance is usually reported at 0.05, 0.01 or 0.001 level, meaning that there is a less than five in one hundred chance, one in a hundred chance, or one in a thousand chance, respectively, that the result under discussion has arisen by chance. In the example above, a 0.001 level of statistical significance means that there is less than one chance in a thousand that the

observed difference between men and women has arisen by chance. In other words, the observed difference is highly likely to reflect a real difference in what men and women believe.

However, it is important to note that saying a result is statistically significant is not the same as saying it is important. It may be that the difference between men and women in their belief about Statement A is not at all important or that it is not substantial. The importance of a result cannot be determined statistically. Rather, it is a matter for the judgement of those interpreting the results.

Non-Catholic attenders

Not all Mass attenders in Catholic parishes are Catholics. About 1.9 per cent of Questionnaire X respondents were not Catholic.

Analysis of the data

People are complex, and the data set used in this report is complex, too. Neither univariate analysis (e.g., the frequencies) nor bivariate analysis (e.g., cross-tabulations) tells the full story. This is because most, if not all, of the variables included in a bivariate analysis with the questions commissioned by the Australian Catholic Migrant and Refugee Office correlated with other variables such as age and sex. Marital status provides a good example. Are differences in the opinions or practices of those who have never married and those who have been widowed a result of their marital status or their age, given that most of the former are young and most of the latter are much older? The best way to sort out such interrelationships is to use some form of multivariate analysis. This type of analysis is beyond the scope of this basic report, but can be carried out if required.

Demographic profile of respondents to Questionnaire X

Unweighted (actual) figures - All responses

Questionnaire X completed by 1,728 respondents in national random sample parishes.

NOTE: Not all respondents to Questionnaire X answered every question. Older people (those aged 60 and over) were over-represented among non-respondents. Statistical tests show the effect of this non-response on the results reported here to be negligible.

Age	Number	Per cent
15-29 years	135	8
30-49 years	349	21
50-69 years	566	34
70 years and over	607	37
Total	1,657	100

Sex	Number	Per cent
Female	1,066	64
Male	604	36
Total	1,670	100

State or Territory	Number	Per cent
NSW & ACT	860	50
Vic & Tas	350	20
Qld	311	18
SA & NT	107	6
WA	100	6
Total	1,728	100

Marital status	Number	Per cent
Never married	245	15
In first marriage	1,037	63
Remarried after divorce	54	3
Remarried after death of spouse	13	1
In a defacto relationship	20	1
Separated but not divorced	26	2
Divorced and not remarried	59	4
Widowed	201	12
Total	1,655	100

Type of primary school attended	Number	Per cent
Catholic	1,020	69
Government	418	28
Other	48	3
Total	1,486	100

Type of secondary school attended	Number	Per cent
Catholic	1,069	71
Government	363	24
Other	81	5
Total	1,513	100

Level of education	Number	Per cent
Primary school	89	5
Some secondary school	218	13
Completed secondary school	361	22
Trade certificate	151	9
Diploma or associate diploma	228	14
Bachelor degree	370	22
Post graduate degree or diploma	240	15
Total	1,657	100

Birthplace	Number	Per cent
Australia	966	58
NZ & Pacific Islands	28	2
Britain	47	3
Ireland (incl. Northern Ireland)	22	1
Italy	42	3
Malta	22	1
Other Europe	57	3
Vietnam	24	1
Philippines	221	13
India & Sri Lanka	104	6
Other Asia	63	4
Other	74	4
Total	1,670	100

Mother's birthplace	Number	Per cent
Australia	822	51
Other English speaking country	120	7
Non-English speaking country (NESC)	686	42
Total	1,628	100

Father's birthplace	Number	Per cent
Australia	767	48
Other English speaking country	150	9
Non-English speaking country (NESC)	698	43
Total	1,615	100

Both parents born in NESC	Number	Per cent
Yes	723	45
No	898	55
Total	1,621	100

Language spoken at home	Number	Per cent
English only	1,142	68
English plus other language(s)	501	30
Non-English language(s) only	35	2
Total	1,678	100

When did you become Catholic?	Number	Per cent
Infancy	1,454	87
Childhood	44	3
Teenage years	17	1
Adulthood	134	8
Not a Catholic	32	2
Total	1,681	100

Spouse or partner Catholic?	Number	Per cent
Yes	960	61
No	230	15
Not applicable	391	25
Total	1,581	100

Other questions from Questionnaire X used in this report

Percentages have been weighted so that they better reflect the distribution of Mass attenders across Australia.

For each question, the actual (unweighted) number of respondents is shown as 'N = '

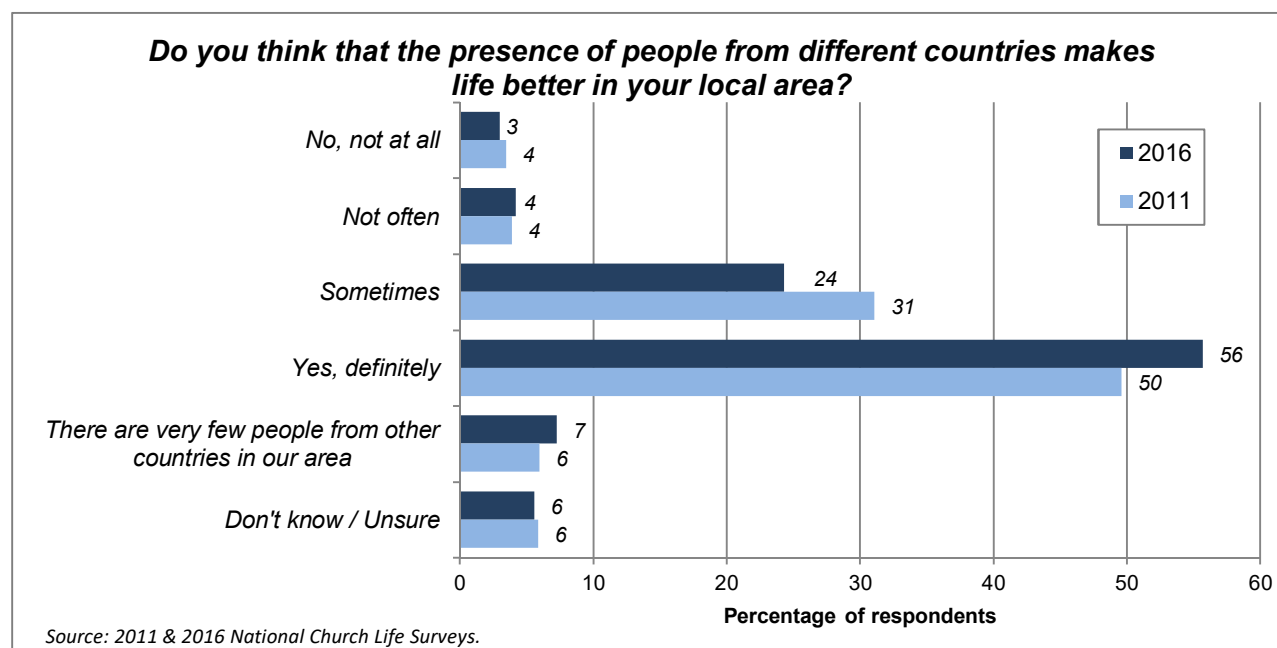
Totals for Questions 1, 2 and 5 exceed 100% because respondents could choose more than one response.

No. Question	
1 Involvement in parish groups	Per cent
Yes, in small prayer, discussion or Bible study groups	15
Yes, in clubs, social groups or other types of groups	22
No, we have no such groups	9
No, I am not regularly involved	59
Total	105
N = 1,604	
2 Involvement in parish outreach activities	Per cent
Evangelisation, spreading the Gospel	6
Welfare activities, helping non-parishoners	11
Wider community service	17
Promotion of social justice	6
Not regularly involved	71
Total	111
N = 1,582	
3 Sense of belonging	Per cent
Strong and growing	42
Strong and stable	30
Weakening	9
Not a strong sense of belonging	16
Don't know or not applicable	3
Total	100
N = 1,604	
4 Importance of parish community	Per cent
Very / extremely important	58
Quite important	29
A little / not important	13
Total	100
N = 1,635	
5 Leadership role in parish	Per cent
Reader or special minister of the Eucharist	19
Music ministry	8
Member of liturgy planning group	2
Preparing adults for sacraments (eg, RCIA, marriage preparation)	2
Children's liturgy or sacrament preparation	4
Religious education teacher in a Government school	2
Visitor to sick, elderly, others in need	8
Leader of a group in the parish	3
Member of parish council or similar leadership group	5
Member of a committee	4
Teacher in the parish school	2
Active involvement in parish school, but not as teacher	3
Other role not mentioned above	12
No leadership or ministry role	57
Total	130
N = 1,521	
16a Frequency of attendance at Mass generally	Per cent
First time	0
Hardly ever / Special occasions	2
Less than once a month	1
Once a month	2
Two or three times a month	8
Usually every week	69
More than once a week	18
Total	100
N = 1,526	

Question 57:

Do you think that the presence of people from different countries makes life better in your local area?
(1,563 responses)

	2016 (%)	2011 (%)
No, not at all	3	4
Not often	4	4
Sometimes	24	31
Yes, definitely	56	50
There are very few people from other countries in our area	7	6
Don't know / Unsure	6	6
Total	100	100



Question	No, not at all (%)	Not often (%)	Sometimes (%)	Yes, definitely (%)	Few people from other countries in our area (%)	Don't know / Unsure (%)
Demographic characteristics						
Age						
15-29 years	2	1	22	64	3	9
30-49 years	3	6	25	60	2	5
50-69 years	3	4	22	58	8	5
70 years and over	4	4	26	49	12	6
N = 1,518						
Significant at $p < 0.001$ level						
Sex						
Female	3	4	23	57	8	5
Male	3	5	26	54	7	6
N = 1,532						
Not significant						
State / Territory						
New South Wales & Australian Capital Territory	3	5	28	52	7	6
Victoria & Tasmania	3	4	21	61	6	4
Queensland	3	2	23	58	10	4
South Australia & Northern Territory	1	5	22	51	12	10
Western Australia	3	3	26	59	5	5
N = 1,563						
Not significant						

Question	No, not at all (%)	Not often (%)	Sometimes (%)	Yes, definitely (%)	Few people from other countries in our area (%)	Don't know / Unsure (%)
Marital Status						
Never Married	2	2	20	64	6	6
Married	3	5	24	56	7	5
Separated / Divorced	3	9	29	52	3	4
Widowed	6	4	28	45	10	8
<i>N = 1,524</i>						
<i>Significant at $p < 0.05$ level</i>						
Type of primary school attended						
Catholic	2	4	22	58	8	5
Government	4	5	31	51	5	5
Other	0	4	15	77	2	2
<i>N = 1,378</i>						
<i>Significant at $p < 0.01$ level</i>						
Type of secondary school attended						
Catholic	3	4	23	58	8	5
Government	4	5	26	55	4	5
Other	4	1	24	61	3	7
<i>N = 1,411</i>						
<i>Not significant</i>						
Level of Education						
No Post Secondary	4	5	28	44	12	8
Diploma / Trade Certificate	3	4	28	51	7	6
Degree or Higher	2	4	19	68	4	4
<i>N = 1,528</i>						
<i>Significant at $p < 0.001$ level</i>						
Birthplace						
Australia	3	3	23	56	10	4
Other English speaking country	2	0	31	61	3	2
Non-English speaking country	4	7	24	54	3	8
<i>N = 1,537</i>						
<i>Significant at $p < 0.001$ level</i>						
Mother's birthplace						
Australia	3	3	23	56	11	4
Other English speaking country	2	2	29	59	5	3
Non-English speaking country (NESC)	3	6	24	55	4	8
<i>N = 1,497</i>						
<i>Significant at $p < 0.001$ level</i>						
Father's birthplace						
Australia	3	3	22	56	12	5
Other English speaking country	2	2	34	54	4	2
Non-English speaking country (NESC)	3	6	23	56	4	8
<i>N = 1,489</i>						
<i>Significant at $p < 0.001$ level</i>						
Both parents born in NESC						
Yes	3	6	23	56	4	8
No	3	3	24	57	10	4
<i>N = 1,482</i>						
<i>Significant at $p < 0.001$ level</i>						
Language spoken at home						
English only	3	3	24	56	9	5
English plus other language(s)	4	6	24	57	3	6
Non-English language(s) only	4	0	37	52	4	4
<i>N = 1,540</i>						
<i>Significant at $p < 0.01$ level</i>						

Question	No, not at all (%)	Not often (%)	Sometimes (%)	Yes, definitely (%)	Few people from other countries in our area (%)	Don't know / Unsure (%)
When did you become Catholic?						
Infancy	3	4	23	58	7	6
Childhood	5	15	36	39	5	0
Teenage years	0	12	53	35	0	0
Adulthood	2	2	32	47	9	8
Not a Catholic	4	12	15	58	8	4
<i>N = 1,539</i>						
<i>Significant at $p < 0.01$ level</i>						
Spouse or partner Catholic?						
Yes	2	5	26	55	7	4
No	6	3	15	61	9	6
Not applicable	3	3	24	58	6	6
<i>N = 1,454</i>						
<i>Significant at $p < 0.01$ level</i>						
Participation in the parish						
Involvement in parish groups, ministries or activities						
Is involved	2	2	20	63	8	4
Is not involved	3	5	26	53	7	6
<i>N = 1,481</i>						
<i>Significant at $p < 0.01$ level</i>						
Involvement in parish outreach activities						
Is involved	2	3	19	66	7	3
Is not involved	3	5	26	52	8	7
<i>N = 1,461</i>						
<i>Significant at $p < 0.001$ level</i>						
Sense of belonging to the parish						
Strong and growing	3	4	21	61	5	6
Strong and stable	1	4	29	54	7	4
Weakening	3	4	23	51	16	3
Not a strong sense of belonging	4	4	21	55	7	8
<i>N = 1,440</i>						
<i>Significant at $p < 0.01$ level</i>						
Importance of parish community						
Very / extremely important	3	3	22	60	6	6
Quite important	2	5	28	51	9	5
A little / not important	4	6	24	53	6	7
<i>N = 1,506</i>						
<i>Not significant</i>						
Leadership role in parish						
Yes	1	2	20	65	8	4
No	4	5	26	52	7	7
<i>N = 1,416</i>						
<i>Significant at $p < 0.001$ level</i>						
Frequency of attendance at Mass generally						
First time / hardly ever / special occasions	0	0	52	38	5	5
Less than weekly	1	4	28	57	6	4
Weekly or more often	3	4	23	56	8	6
<i>N = 1,403</i>						
<i>Not significant</i>						

Statistical Note:

Results have been weighted so that they better reflect the distribution of Church attenders across Australia.

For each question, the actual (unweighted) number of respondents is shown as 'N = '

Percentages add to 100 across each row.

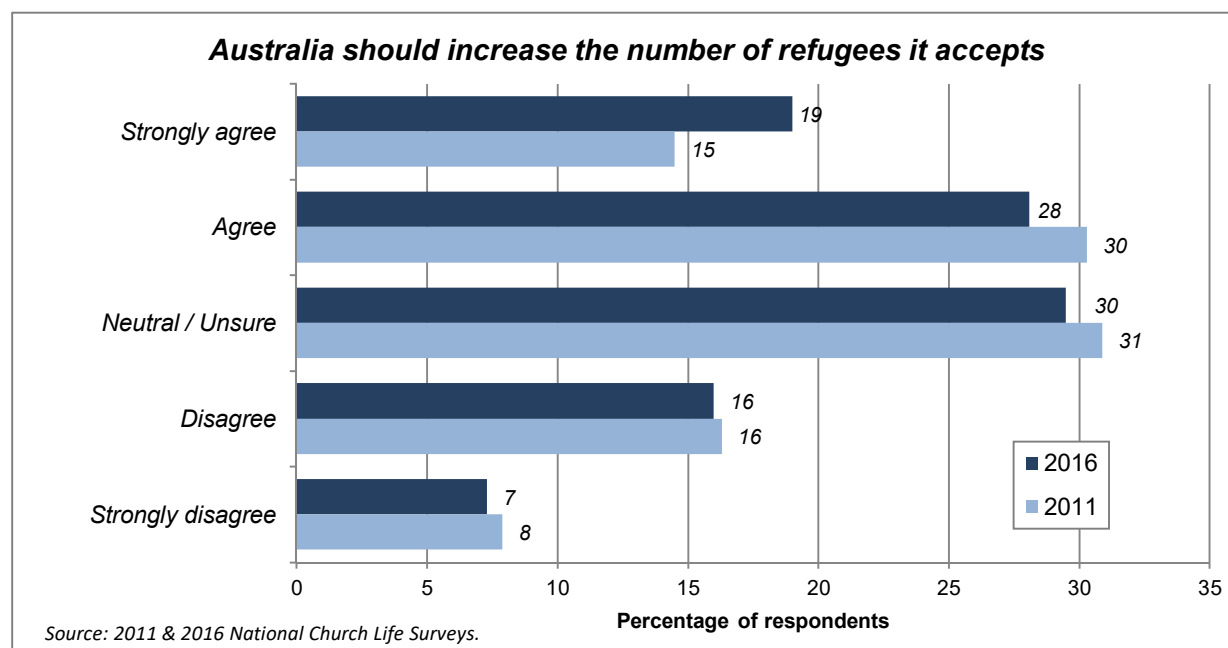
Question 58:

Do you agree with the following statement?

Australia should increase the number of refugees it accepts

(1,577 responses)

	2016 (%)	2011 (%)
Strongly agree	19	15
Agree	28	30
Neutral / Unsure	30	31
Disagree	16	16
Strongly disagree	7	8
Total	100	100



	Strongly agree (%)	Agree (%)	Neutral / Unsure (%)	Disagree (%)	Strongly disagree (%)
Question					
Demographic characteristics					
Age					
15-29 years	29	21	40	9	1
30-49 years	20	26	32	13	9
50-69 years	20	29	29	14	8
70 years and over	16	31	25	21	8
N = 1,533					
Significant at $p < 0.001$ level					
Sex					
Female	20	27	29	16	8
Male	18	29	30	17	7
N = 1,550					
Not significant					
State / Territory					
New South Wales & Australian Capital Territory	19	24	32	17	8
Victoria & Tasmania	19	33	26	16	6
Queensland	15	31	30	16	8
South Australia & Northern Territory	26	26	30	14	4
Western Australia	18	32	32	11	8
N = 1,577					
Not significant					

Question	Strongly agree (%)	Agree (%)	Neutral / Unsure (%)	Disagree (%)	Strongly disagree (%)
Marital Status					
Never Married	29	27	33	8	4
Married	18	28	28	17	9
Separated / Divorced	13	30	26	22	9
Widowed	14	28	34	21	3
<i>N = 1,537</i>					
<i>Significant at $p < 0.001$ level</i>					
Type of primary school attended					
Catholic	22	29	26	17	6
Government	12	27	32	17	12
Other	25	29	33	10	2
<i>N = 1,393</i>					
<i>Significant at $p < 0.001$ level</i>					
Type of secondary school attended					
Catholic	21	28	28	17	6
Government	14	30	31	15	11
Other	22	34	24	15	6
<i>N = 1,420</i>					
<i>Significant at $p < 0.05$ level</i>					
Level of Education					
No Post Secondary	14	29	30	20	8
Diploma / Trade Certificate	14	27	31	20	8
Degree or Higher	26	28	29	11	6
<i>N = 1,548</i>					
<i>Significant at $p < 0.001$ level</i>					
Birthplace					
Australia	21	31	25	17	6
Other English speaking country	24	23	31	16	7
Non-English speaking country	16	25	36	14	9
<i>N = 1,551</i>					
<i>Significant at $p < 0.01$ level</i>					
Mother's birthplace					
Australia	22	31	24	17	6
Other English speaking country	20	29	32	14	4
Non-English speaking country (NESC)	16	25	36	15	8
<i>N = 1,513</i>					
<i>Significant at $p < 0.001$ level</i>					
Father's birthplace					
Australia	22	32	23	17	6
Other English speaking country	22	31	30	12	5
Non-English speaking country (NESC)	16	25	36	15	8
<i>N = 1,506</i>					
<i>Significant at $p < 0.001$ level</i>					
Both parents born in NESC					
Yes	16	25	36	15	8
No	22	31	25	16	6
<i>N = 1,499</i>					
<i>Significant at $p < 0.001$ level</i>					
Language spoken at home					
English only	21	30	27	16	7
English plus other language(s)	15	25	36	15	9
Non-English language(s) only	29	29	25	14	4
<i>N = 1,555</i>					
<i>Significant at $p < 0.01$ level</i>					

Question	Strongly agree (%)	Agree (%)	Neutral / Unsure (%)	Disagree (%)	Strongly disagree (%)
When did you become Catholic?					
Infancy	20	28	30	16	7
Childhood	5	37	21	19	19
Teenage years	12	41	24	18	6
Adulthood	15	30	29	19	7
Not a Catholic	23	15	35	12	15
<i>N = 1,557</i>					
<i>Not significant</i>					
Spouse or partner Catholic?					
Yes	18	28	27	18	9
No	24	28	26	15	7
Not applicable	21	29	33	13	4
<i>N = 1,471</i>					
<i>Significant at $p < 0.05$ level</i>					
Participation in the parish					
Involvement in parish groups, ministries or activities					
Is involved	26	30	27	13	5
Is not involved	16	28	31	17	8
<i>N = 1,495</i>					
<i>Significant at $p < 0.001$ level</i>					
Involvement in parish outreach activities					
Is involved	25	32	24	13	6
Is not involved	16	27	32	17	8
<i>N = 1,479</i>					
<i>Significant at $p < 0.001$ level</i>					
Sense of belonging to the parish					
Strong and growing	21	29	33	11	7
Strong and stable	16	29	27	22	7
Weakening	20	31	23	19	8
Not a strong sense of belonging	22	26	29	15	9
<i>N = 1,456</i>					
<i>Significant at $p < 0.01$ level</i>					
Importance of parish community					
Very / extremely important	19	30	30	13	8
Quite important	17	27	31	21	4
A little / not important	24	25	25	17	9
<i>N = 1,521</i>					
<i>Significant at $p < 0.01$ level</i>					
Leadership role in parish					
Yes	25	33	26	13	4
No	16	25	33	17	9
<i>N = 1,425</i>					
<i>Significant at $p < 0.001$ level</i>					
Frequency of attendance at Mass generally					
First time / hardly ever / special occasions	24	47	24	6	0
Less than weekly	17	22	37	18	7
Weekly or more often	20	29	29	16	7
<i>N = 1,411</i>					
<i>Not significant</i>					

Statistical Note:

Results have been weighted so that they better reflect the distribution of Church attenders across Australia.

For each question, the actual (unweighted) number of respondents is shown as 'N = '

Percentages add to 100 across each row.

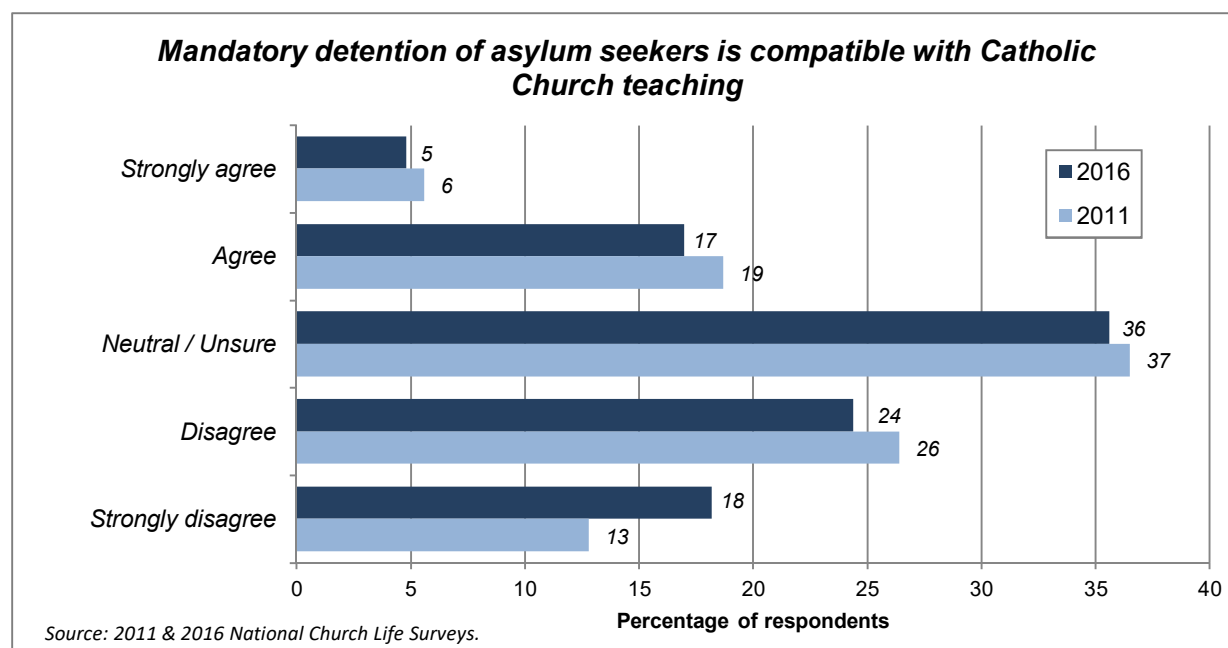
Question 59:

Do you agree with the following statement?

Mandatory detention of asylum seekers (that is, holding them in detention until their immigration status is decided) is compatible with Catholic Church teaching

(1,539 responses)

	2016 (%)	2011 (%)
Strongly agree	5	6
Agree	17	19
Neutral / Unsure	36	37
Disagree	24	26
Strongly disagree	18	13
Total	100	100



Question	Strongly agree (%)	Agree (%)	Neutral / Unsure (%)	Disagree (%)	Strongly disagree (%)
Demographic characteristics					
Age					
15-29 years	0	14	44	22	21
30-49 years	3	13	41	26	17
50-69 years	5	13	37	28	17
70 years and over	7	23	30	21	19
N = 1,493					
Significant at $p < 0.001$ level					
Sex					
Female	4	14	37	25	20
Male	6	21	34	23	16
N = 1512					
Significant at $p < 0.01$ level					
State / Territory					
New South Wales & Australian Capital Territory	5	17	39	21	18
Victoria & Tasmania	4	16	33	27	20
Queensland	6	20	31	28	16
South Australia & Northern Territory	3	20	35	25	18
Western Australia	7	20	42	17	15
N = 1,539					
Not significant					

Question	Strongly agree (%)	Agree (%)	Neutral / Unsure (%)	Disagree (%)	Strongly disagree (%)
Marital Status					
Never Married	3	12	35	24	28
Married	5	17	35	26	17
Separated / Divorced	4	22	36	23	15
Widowed	5	22	43	18	12
<i>N = 1,505</i>					
<i>Significant at $p < 0.01$ level</i>					
Type of primary school attended					
Catholic	5	16	31	26	21
Government	4	18	43	24	12
Other	4	17	38	21	21
<i>N = 1,365</i>					
<i>Significant at $p < 0.01$ level</i>					
Type of secondary school attended					
Catholic	6	16	33	26	19
Government	2	18	40	22	17
Other	6	19	39	18	18
<i>N = 1,390</i>					
<i>Not significant</i>					
Level of Education					
No Post Secondary	6	22	36	20	16
Diploma / Trade Certificate	7	17	38	25	14
Degree or Higher	3	13	34	28	23
<i>N = 1,511</i>					
<i>Significant at $p < 0.001$ level</i>					
Birthplace					
Australia	5	18	29	27	22
Other English speaking country	7	12	27	33	21
Non-English speaking country	5	16	49	19	12
<i>N = 1,514</i>					
<i>Significant at $p < 0.001$ level</i>					
Mother's birthplace					
Australia	5	18	26	28	23
Other English speaking country	7	17	24	29	24
Non-English speaking country (NESC)	3	16	49	19	14
<i>N = 1,477</i>					
<i>Significant at $p < 0.001$ level</i>					
Father's birthplace					
Australia	6	18	27	28	22
Other English speaking country	6	13	25	29	26
Non-English speaking country (NESC)	3	16	48	19	13
<i>N = 1,469</i>					
<i>Significant at $p < 0.001$ level</i>					
Both parents born in NESC					
Yes	3	16	49	19	13
No	6	17	27	28	23
<i>N = 1,462</i>					
<i>Significant at $p < 0.001$ level</i>					
Language spoken at home					
English only	5	17	30	27	21
English plus other language(s)	4	17	49	19	12
Non-English language(s) only	4	12	42	31	12
<i>N = 1,518</i>					
<i>Significant at $p < 0.001$ level</i>					

Question	Strongly agree (%)	Agree (%)	Neutral / Unsure (%)	Disagree (%)	Strongly disagree (%)
When did you become Catholic?					
Infancy	5	17	35	25	19
Childhood	2	19	43	24	12
Teenage years	0	13	44	25	19
Adulthood	6	16	38	27	14
Not a Catholic	4	12	50	12	23
<i>N = 1,518</i>					
<i>Not significant</i>					
Spouse or partner Catholic?					
Yes	6	19	34	25	17
No	4	13	32	27	23
Not applicable	2	14	41	22	21
<i>N = 1,438</i>					
<i>Significant at $p < 0.05$ level</i>					
Participation in the parish					
Involvement in parish groups, ministries or activities					
Is involved	5	17	30	26	22
Is not involved	5	16	39	24	16
<i>N = 1,459</i>					
<i>Significant at $p < 0.01$ level</i>					
Involvement in parish outreach activities					
Is involved	6	16	27	31	21
Is not involved	4	17	40	22	17
<i>N = 1,446</i>					
<i>Significant at $p < 0.001$ level</i>					
Sense of belonging to the parish					
Strong and growing	6	16	36	26	17
Stable	4	15	34	29	18
Weakening	5	14	35	21	24
Not a strong sense of belonging	4	18	43	19	17
<i>N = 1,421</i>					
<i>Not significant</i>					
Importance of parish community					
Very / extremely important	6	16	37	24	17
Quite important	4	16	36	27	17
A little / not important	3	18	34	21	23
<i>N = 1,486</i>					
<i>Not significant</i>					
Leadership role in parish					
Yes	3	16	27	31	23
No	6	17	43	20	15
<i>N = 1,398</i>					
<i>Significant at $p < 0.001$ level</i>					
Frequency of attendance at Mass generally					
First time / hardly ever / special occasions	5	10	30	35	20
Less than weekly	2	15	31	34	18
Weekly or more often	5	18	36	23	18
<i>N = 1,382</i>					
<i>Not significant</i>					

Statistical Note:

Results have been weighted so that they better reflect the distribution of Church attenders across Australia.

For each question, the actual (unweighted) number of respondents is shown as 'N = '

Percentages add to 100 across each row.

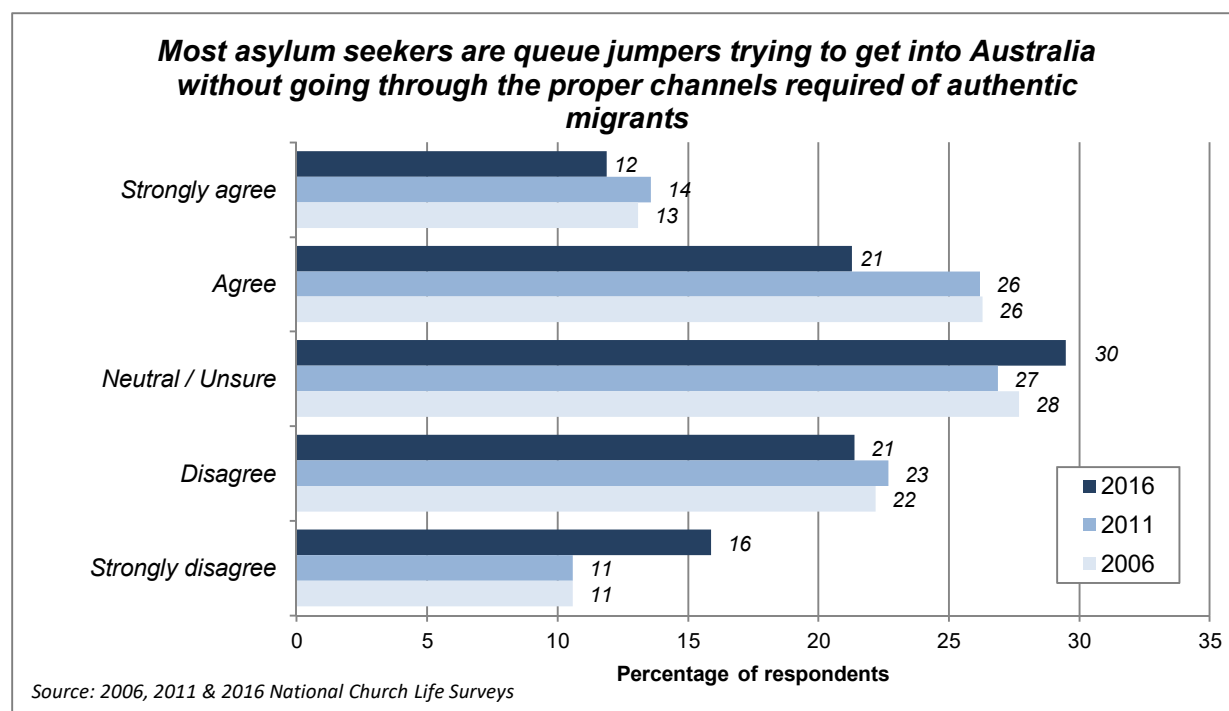
Question 60:

Do you agree with the following statement?

Most asylum seekers are queue jumpers trying to get into Australia without going through the proper channels required of authentic migrants

(1,554 responses)

	2016 (%)	2011 (%)	2006 (%)
Strongly agree	12	14	13
Agree	21	26	26
Neutral / Unsure	30	27	28
Disagree	21	23	22
Strongly disagree	16	11	11
Total	100	100	100



Question	Strongly agree (%)	Agree (%)	Neutral / Unsure (%)	Disagree (%)	Strongly disagree (%)
Demographic characteristics					
Age					
15-29 years	3	12	46	25	14
30-49 years	10	22	34	16	19
50-69 years	12	19	25	27	17
70 years and over	15	26	27	18	14
N = 1,508					
Significant at p < 0.001 level					
Sex					
Female	10	20	30	23	18
Male	15	25	28	20	13
N = 1,525					
Significant at p < 0.01 level					
State / Territory					
New South Wales & Australian Capital Territory	14	23	30	19	15
Victoria & Tasmania	9	19	28	26	19
Queensland	14	23	30	21	12
South Australia & Northern Territory	9	19	35	17	20
Western Australia	15	17	32	24	12
N = 1,554					
Not significant					

Question	Strongly agree (%)	Agree (%)	Neutral / Unsure (%)	Disagree (%)	Strongly disagree (%)
Marital Status					
Never Married	6	15	35	23	22
Married	13	22	28	21	16
Separated / Divorced	10	20	32	32	6
Widowed	12	27	30	21	10
<i>N = 1,517</i>					
<i>Significant at $p < 0.001$ level</i>					
Type of primary school attended					
Catholic	11	20	26	23	19
Government	12	24	33	19	12
Other	13	11	46	22	9
<i>N = 1,376</i>					
<i>Significant at $p < 0.01$ level</i>					
Type of secondary school attended					
Catholic	12	21	27	23	17
Government	12	21	34	18	15
Other	15	15	33	27	10
<i>N = 1,400</i>					
<i>Not significant</i>					
Level of Education					
No Post Secondary	15	23	30	22	10
Diploma / Trade Certificate	12	28	29	20	11
Degree or Higher	8	17	29	22	24
<i>N = 1,522</i>					
<i>Significant at $p < 0.001$ level</i>					
Birthplace					
Australia	10	22	24	25	19
Other English speaking country	14	26	11	36	13
Non-English speaking country	14	21	41	14	10
<i>N = 1,527</i>					
<i>Significant at $p < 0.001$ level</i>					
Mother's birthplace					
Australia	11	21	23	26	20
Other English speaking country	11	22	18	36	14
Non-English speaking country (NESC)	13	22	38	15	12
<i>N = 1,489</i>					
<i>Significant at $p < 0.001$ level</i>					
Father's birthplace					
Australia	11	20	24	26	19
Other English speaking country	12	16	19	36	17
Non-English speaking country (NESC)	13	23	37	15	12
<i>N = 1,479</i>					
<i>Significant at $p < 0.001$ level</i>					
Both parents born in NESC					
Yes	13	22	38	15	12
No	11	20	23	28	19
<i>N = 1,472</i>					
<i>Significant at $p < 0.001$ level</i>					
Language spoken at home					
English only	12	21	25	24	18
English plus other language(s)	13	23	38	15	11
Non-English language(s) only	7	7	46	25	14
<i>N = 1,532</i>					
<i>Significant at $p < 0.001$ level</i>					

Question	Strongly agree (%)	Agree (%)	Neutral / Unsure (%)	Disagree (%)	Strongly disagree (%)
When did you become Catholic?					
Infancy	12	22	29	22	16
Childhood	14	33	29	14	10
Teenage years	13	13	25	31	19
Adulthood	11	20	30	20	20
Not a Catholic	15	4	35	27	19
<i>N = 1,531</i>					
<i>Not significant</i>					
Spouse or partner Catholic?					
Yes	14	22	28	20	15
No	14	21	22	24	20
Not applicable	6	19	35	24	17
<i>N = 1,451</i>					
<i>Significant at $p < 0.001$ level</i>					
Participation in the parish					
Involvement in parish groups, ministries or activities					
Is involved	12	17	27	25	20
Is not involved	12	23	31	20	14
<i>N = 1,469</i>					
<i>Significant at $p < 0.01$ level</i>					
Involvement in parish outreach activities					
Is involved	12	18	24	26	20
Is not involved	12	23	32	20	14
<i>N = 1,457</i>					
<i>Significant at $p < 0.001$ level</i>					
Sense of belonging to the parish					
Strong and growing	11	21	33	21	14
Strong and stable	14	19	27	23	17
Weakening	9	17	30	23	21
Not a strong sense of belonging	15	21	32	19	13
<i>N = 1,434</i>					
<i>Not significant</i>					
Importance of parish community					
Very / extremely important	12	20	32	21	15
Quite important	11	23	28	22	17
A little / not important	12	21	25	25	17
<i>N = 1,497</i>					
<i>Not significant</i>					
Leadership role in parish					
Yes	9	18	25	27	21
No	13	23	33	19	12
<i>N = 1,407</i>					
<i>Significant at $p < 0.001$ level</i>					
Frequency of attendance at Mass generally					
First time / hardly ever / special occasions	10	5	24	24	38
Less than weekly	12	21	22	27	18
Weekly or more often	12	22	29	21	16
<i>N = 1,391</i>					
<i>Not significant</i>					

Statistical Note:

Results have been weighted so that they better reflect the distribution of Church attenders across Australia.

For each question, the actual (unweighted) number of respondents is shown as 'N = '

Percentages add to 100 across each row.

Thank you for taking part in this survey

- Please use a BLACK OR BLUE PEN or dark pencil and press firmly.
- FILL IN or CROSS the box next to the category that best describes your response (☐ or ☒). PLEASE DO NOT USE TICKS.
- Choose ONE ONLY for each question unless it states otherwise.
Example: Do you eat fruit? ☒ Yes ☐ No

Mass Centre Code

--	--	--	--	--	--	--	--

X



1. Are you regularly involved in any group activities here? (Mark ALL that apply)

- ☐ Yes, in small prayer, discussion or Bible study groups
- ☐ Yes, in clubs, social groups or other types of groups
- ☐ No, we have no such groups
- ☐ No, I am not regularly involved

2. Do you regularly take part in any of the following parish activities which reach out to non-parishioners? (Mark ALL that apply)

- ☐ Parish outreach or evangelisation activities which spread the Good News of the Gospel
- ☐ Parish welfare activities which assist people from the non-parish community with personal needs
- ☐ Parish service activities which contribute to the wider community in some way
- ☐ Parish activities which promote social justice
- ☐ No, I am not regularly involved

3. Do you have a strong sense of belonging to this parish?

- ☐ Yes, a strong sense of belonging, which is growing
- ☐ Yes, a strong sense - about the same as last year
- ☐ Yes, although perhaps not as strongly as in the past
- ☐ No, but I am new here
- ☐ No, and I wish I did by now
- ☐ No, but I am happy as I am
- ☐ Don't know/not applicable

4. How important is this parish community in your life?

- ☐ Not at all important ☐ Very important
- ☐ A little important ☐ Extremely important
- ☐ Quite important

5. Do you currently perform any of these leadership or ministry roles in this parish? (Mark ALL that apply)

- ☐ Reader (lector) or special minister of the Eucharist
- ☐ Music ministry (e.g. choir, organist, musician)
- ☐ Member of a liturgy planning group
- ☐ Preparing adults for sacraments (e.g. RCIA, marriage preparation)
- ☐ Involved in children's liturgy or sacrament preparation
- ☐ Religious education teacher in a government school
- ☐ Visitor to the sick or elderly or others in need
- ☐ Leader of a group (e.g. a prayer, discussion, youth or social group)
- ☐ Member of the parish council or similar leadership group
- ☐ Member of a committee
- ☐ Teacher in the parish school
- ☐ Actively involved in the parish school (not as a teacher)
- ☐ Another role not mentioned above
- ☐ I do not have any leadership or ministry role at present

About You

6. In what year were you born?

Please write the year in the squares:

--	--	--	--

7. What is your gender?

- ☐ Female ☐ Male

NB: If you identify as 'Other', this option is in the online survey.

8. Where were you born? Where was your mother born? Where was your father born? (Please mark an option in EVERY COLUMN)

	You	Mother	Father
Australia	<input type="checkbox"/>	<input type="checkbox"/>	<input type="checkbox"/>
New Zealand	<input type="checkbox"/>	<input type="checkbox"/>	<input type="checkbox"/>
Pacific Islands	<input type="checkbox"/>	<input type="checkbox"/>	<input type="checkbox"/>
Great Britain	<input type="checkbox"/>	<input type="checkbox"/>	<input type="checkbox"/>
Ireland (incl. N. Ireland)	<input type="checkbox"/>	<input type="checkbox"/>	<input type="checkbox"/>
Italy	<input type="checkbox"/>	<input type="checkbox"/>	<input type="checkbox"/>
Malta	<input type="checkbox"/>	<input type="checkbox"/>	<input type="checkbox"/>
Other Southern Europe	<input type="checkbox"/>	<input type="checkbox"/>	<input type="checkbox"/>
Northern or Western Europe	<input type="checkbox"/>	<input type="checkbox"/>	<input type="checkbox"/>
Eastern Europe/former USSR	<input type="checkbox"/>	<input type="checkbox"/>	<input type="checkbox"/>
Middle East/North Africa	<input type="checkbox"/>	<input type="checkbox"/>	<input type="checkbox"/>
Republic of South Africa	<input type="checkbox"/>	<input type="checkbox"/>	<input type="checkbox"/>
Other Africa	<input type="checkbox"/>	<input type="checkbox"/>	<input type="checkbox"/>
Mauritius	<input type="checkbox"/>	<input type="checkbox"/>	<input type="checkbox"/>
North America	<input type="checkbox"/>	<input type="checkbox"/>	<input type="checkbox"/>
Central or South America	<input type="checkbox"/>	<input type="checkbox"/>	<input type="checkbox"/>
China/Hong Kong	<input type="checkbox"/>	<input type="checkbox"/>	<input type="checkbox"/>
Korea	<input type="checkbox"/>	<input type="checkbox"/>	<input type="checkbox"/>
Vietnam	<input type="checkbox"/>	<input type="checkbox"/>	<input type="checkbox"/>
Philippines	<input type="checkbox"/>	<input type="checkbox"/>	<input type="checkbox"/>
India/Sri Lanka	<input type="checkbox"/>	<input type="checkbox"/>	<input type="checkbox"/>
Other Asia	<input type="checkbox"/>	<input type="checkbox"/>	<input type="checkbox"/>
Don't know	<input type="checkbox"/>	<input type="checkbox"/>	<input type="checkbox"/>

9. At home, do you speak a language other than English?

- ☐ English only
- ☐ English plus other language(s)
- ☐ Non-English language(s) only

10. Which term best describes your present marital status?

- ☐ Never married ☐ In a defacto relationship
- ☐ In first marriage ☐ Separated
- ☐ Remarried after divorce ☐ Divorced
- ☐ Remarried after widowed ☐ Widowed

This form will be scanned - Please mark boxes ☒ and ☐
WRITE NUMBERS CLEARLY to help scanning process

Scanning recognition code
Please do not write here



11. Are you a Catholic?

Yes, I became a Catholic when I was

- | | |
|-------------------------------------|--|
| <input type="checkbox"/> A baby | <input type="checkbox"/> An adult |
| <input type="checkbox"/> A child | <input type="checkbox"/> No, I am not a Catholic |
| <input type="checkbox"/> A teenager | |

12. Is your spouse or partner a Catholic?

- ☐ Yes ☐ No ☐ Not applicable

What type of school did you (or do you now) mainly attend? (Mark ONE in each row)

	Catholic	Government	Other
13. Primary School	<input type="checkbox"/>	<input type="checkbox"/>	<input type="checkbox"/>
14. Secondary School	<input type="checkbox"/>	<input type="checkbox"/>	<input type="checkbox"/>

15. What is the highest educational qualification you have completed?

- | | |
|---|--|
| <input type="checkbox"/> Primary school | <input type="checkbox"/> Bachelor degree from a university or equivalent institution |
| <input type="checkbox"/> Some secondary school | <input type="checkbox"/> Postgraduate degree or diploma |
| <input type="checkbox"/> Completed secondary school | |
| <input type="checkbox"/> Trade certificate | |
| <input type="checkbox"/> Diploma or associate diploma | |

About Your Faith and the Church

16. How often do you go to Mass? Please answer for how often you go to Mass, AND for how often you go to Mass in this parish. (Mark an option in BOTH columns)

	Generally?	Here?
This is my first time	<input type="checkbox"/>	<input type="checkbox"/>
Hardly ever/special occasions only	<input type="checkbox"/>	<input type="checkbox"/>
Less than once a month	<input type="checkbox"/>	<input type="checkbox"/>
Once a month	<input type="checkbox"/>	<input type="checkbox"/>
Two or three times a month	<input type="checkbox"/>	<input type="checkbox"/>
Usually every week	<input type="checkbox"/>	<input type="checkbox"/>
More than once a week	<input type="checkbox"/>	<input type="checkbox"/>

17. In what way do you see yourself being involved in the Catholic Church in the future?

- ☐ I will probably attend Mass and be involved in my parish
☐ I will probably only attend Mass
☐ I don't think I will attend Mass regularly, but will probably be involved in other ways
☐ I don't think I will be involved with the Church in the future
☐ Not sure/Don't know

18. What do you value most about being a Catholic? (Mark up to THREE options)

- ☐ Being a part of the faith community
☐ Participating in Mass and other sacraments
☐ Being involved in small groups (e.g. youth group, prayer group)
☐ It's something I can do with my family
☐ The commitment to social justice
☐ The Church's beliefs and teachings
☐ It connects me with God
☐ It helps me to form my values
☐ Some other reason not listed above
☐ I am not a Catholic

19. Do you agree or disagree? 'It is a sin to miss Mass on Sunday unless you have a serious reason'

- ☐ Strongly agree ☐ Disagree
☐ Agree ☐ Strongly disagree
☐ Neutral or unsure

20. Throughout your life, which of the following have given you the strongest support in your faith?

(Mark up to THREE options)

- ☐ My family
☐ The parishes I have been part of
☐ The schools that I attended (or now attend)
☐ Small group(s) (e.g. youth group, prayer group)
☐ Catholic organisations (e.g. St Vincent de Paul (Vinnies), Catholic Women's League)
☐ Movements in the Church (e.g. Cursillo, Marriage Encounter)
☐ Social media and online resources
☐ Studying theology or related subjects
☐ Events (e.g. conferences, World Youth Day, retreats, festivals)
☐ Some other factor not listed above
☐ None of the above

21. In your opinion, how important is it for Catholics to develop closer relationships with, and understanding of, people from non-Christian religions (e.g. Muslims, Jews and Buddhists)?

- ☐ Catholics should not do this
☐ Catholics should do this, but it's not very important
☐ It is quite important for Catholics to do this
☐ It is very important for Catholics to do this
☐ Don't know/Not sure

22. In your opinion, how important is it for Catholics to work towards unity with the other major Christian denominations?

- ☐ Catholics should not do this
☐ Catholics should do this, but it's not very important
☐ It is quite important for Catholics to do this
☐ It is very important for Catholics to do this
☐ Don't know/Not sure

23. When you hear the term 'mission' in relation to the Church, which of the following do you usually think of? (Mark up to THREE options)

To me, mission means:

- ☐ Proclaiming the Word of God
☐ Being a witness to Jesus Christ through my actions
☐ Seeking justice for people who are poor and oppressed
☐ Talking about my faith in a personal way
☐ Caring for people in spiritual ways
☐ Converting people to Christianity
☐ Reaching out to people in the local area
☐ Serving people who are poor
☐ None of these things

24. Some say there are barriers preventing women from taking on leadership roles in the Church. During the last few years, have you ever experienced such a barrier, or known a woman who has?

- ☐ No, I have not experienced or observed such a barrier

Yes, I have observed such a barrier as a result of: (Mark ALL that apply)

- ☐ Opposition or lack of support from a priest or priests
☐ Opposition or lack of support from men in the Church
☐ Opposition or lack of support from women in the Church
☐ Opposition or lack of support from older people in the Church
☐ Church practices that favour men for certain positions
☐ The exercise of authority in the Church
☐ Other factors not listed above

The Church and Society

25. On which of the following public issues in Australia do you think the Catholic Church should be most active? (Mark up to FOUR options)

- ☐ Aboriginal issues
- ☐ Asylum seekers/refugees
- ☐ Bioethical issues (e.g. abortion, euthanasia, surrogacy)
- ☐ Drugs/substance abuse
- ☐ Environmental issues/climate change
- ☐ Farming issues
- ☐ Human trafficking
- ☐ Opposition to same-sex marriage
- ☐ Poverty and disadvantage in Australia
- ☐ Poverty overseas
- ☐ Prisons and the criminal justice system
- ☐ Standards in TV, film and literature
- ☐ Support for marriage and the family
- ☐ War and conflict overseas
- ☐ Workplace conditions and laws
- ☐ Another issue not listed here
- ☐ The Church should not be involved in public policy issues

26. What is your view of the work of the Catholic Church in promoting social justice and supporting human rights?

- ☐ The Church is playing a very positive role
- ☐ The Church is playing a positive role but much more could be done
- ☐ The Church is making little more than a token effort
- ☐ Don't know

27. Which of the following do you think are appropriate for Catholic Church social service agencies? (Mark ALL that apply)

- ☐ Providing social services, such as aged care and employment assistance
- ☐ Accepting government funding for social services provided by the Church
- ☐ Influencing general standards required of all service providers across a particular sector (e.g. aged care or employment assistance)
- ☐ Maintaining some independence from the wider Church
- ☐ None of the above

28. Do you think public policy-making in Australia should be influenced by what Catholic social teaching calls 'preference for the poor'? (Mark ALL that apply)

- ☐ Yes, because this principle is firmly grounded in Gospel values
- ☐ Yes, because this principle is central to the idea of a just and fair society
- ☐ No, because this is a religious notion which has no place in government decision-making in Australia
- ☐ Not sure, because I do not understand what is meant by 'preference for the poor'
- ☐ I have another opinion not mentioned above
- ☐ Don't know

29. Do you agree or disagree? 'Christians should work to change the structures of society in order to create a more just society'

- ☐ Strongly agree
- ☐ Agree
- ☐ Neutral or unsure
- ☐ Disagree
- ☐ Strongly disagree

Scanning recognition code
Please do not write here



In the past 12 months, how often did you donate money to the following overseas aid agencies?

(Mark one box in EACH row)

	Not at all	Once or twice	Several times	Monthly or more
30. Caritas Australia (Project Compassion)	<input type="checkbox"/>	<input type="checkbox"/>	<input type="checkbox"/>	<input type="checkbox"/>
31. World Vision	<input type="checkbox"/>	<input type="checkbox"/>	<input type="checkbox"/>	<input type="checkbox"/>
32. OXFAM/Community Aid Abroad	<input type="checkbox"/>	<input type="checkbox"/>	<input type="checkbox"/>	<input type="checkbox"/>
33. CARE Australia	<input type="checkbox"/>	<input type="checkbox"/>	<input type="checkbox"/>	<input type="checkbox"/>
34. Christian Blind Mission (CBM)	<input type="checkbox"/>	<input type="checkbox"/>	<input type="checkbox"/>	<input type="checkbox"/>
35. Save the Children Fund	<input type="checkbox"/>	<input type="checkbox"/>	<input type="checkbox"/>	<input type="checkbox"/>
36. Plan International (Foster Parents Plan)	<input type="checkbox"/>	<input type="checkbox"/>	<input type="checkbox"/>	<input type="checkbox"/>
37. Christian Children's Fund (CCF)	<input type="checkbox"/>	<input type="checkbox"/>	<input type="checkbox"/>	<input type="checkbox"/>
38. Fred Hollows Foundation	<input type="checkbox"/>	<input type="checkbox"/>	<input type="checkbox"/>	<input type="checkbox"/>
39. UNICEF	<input type="checkbox"/>	<input type="checkbox"/>	<input type="checkbox"/>	<input type="checkbox"/>

40. Are you involved in any community service, social action or welfare groups not connected to this parish? (Mark ALL that apply)

- ☐ Yes, community service, care or welfare groups
- ☐ Yes, social action, justice or lobby groups (e.g. environmental, human rights or local issues)
- ☐ No, I am not involved with such groups

Which of the following advocacy or campaign actions might you take if you cared deeply about a social justice issue? (Mark one box in EACH row)

41. Sign a printed petition

- | | | | |
|--------------------------|---|--------------------------|--------------------------|
| I have done this | I have not done this, but would consider doing so | I would not do this | Don't know/ Not sure |
| <input type="checkbox"/> | <input type="checkbox"/> | <input type="checkbox"/> | <input type="checkbox"/> |

42. Write to my local Member of Parliament

- | | | | |
|--------------------------|---|--------------------------|--------------------------|
| I have done this | I have not done this, but would consider doing so | I would not do this | Don't know/ Not sure |
| <input type="checkbox"/> | <input type="checkbox"/> | <input type="checkbox"/> | <input type="checkbox"/> |

43. Ring my local Member of Parliament

- | | | | |
|--------------------------|---|--------------------------|--------------------------|
| I have done this | I have not done this, but would consider doing so | I would not do this | Don't know/ Not sure |
| <input type="checkbox"/> | <input type="checkbox"/> | <input type="checkbox"/> | <input type="checkbox"/> |

44. Attend a public rally or march

- | | | | |
|--------------------------|---|--------------------------|--------------------------|
| I have done this | I have not done this, but would consider doing so | I would not do this | Don't know/ Not sure |
| <input type="checkbox"/> | <input type="checkbox"/> | <input type="checkbox"/> | <input type="checkbox"/> |

45. Attend a prayer vigil

- | | | | |
|--------------------------|---|--------------------------|--------------------------|
| I have done this | I have not done this, but would consider doing so | I would not do this | Don't know/ Not sure |
| <input type="checkbox"/> | <input type="checkbox"/> | <input type="checkbox"/> | <input type="checkbox"/> |

46. Write a letter to the editor

- | | | | |
|--------------------------|---|--------------------------|--------------------------|
| I have done this | I have not done this, but would consider doing so | I would not do this | Don't know/ Not sure |
| <input type="checkbox"/> | <input type="checkbox"/> | <input type="checkbox"/> | <input type="checkbox"/> |

47. Speak to my friends and family in person

- | | | | |
|--------------------------|---|--------------------------|--------------------------|
| I have done this | I have not done this, but would consider doing so | I would not do this | Don't know/ Not sure |
| <input type="checkbox"/> | <input type="checkbox"/> | <input type="checkbox"/> | <input type="checkbox"/> |

48. Join a local group that organises advocacy actions e.g. visit my MP, host an event etc.

- | | | | |
|--------------------------|---|--------------------------|--------------------------|
| I have done this | I have not done this, but would consider doing so | I would not do this | Don't know/ Not sure |
| <input type="checkbox"/> | <input type="checkbox"/> | <input type="checkbox"/> | <input type="checkbox"/> |

As the Catholic Church’s international aid and development agency, Caritas Australia carries out the following work. How important do you think each of these functions is? (Mark one box in EACH row)

49. Supporting long term development programs internationally

Not important

Quite important

Very important

Don't know/No opinion

50. Working with Indigenous Australians to support long term development programs

Not important

Quite important

Very important

Don't know/No opinion

51. Providing emergency aid and relief

Not important

Quite important

Very important

Don't know/No opinion

52. Educating Australians about the causes of poverty

Not important

Quite important

Very important

Don't know/No opinion

53. Being an advocate for social justice and fairer policies

Not important

Quite important

Very important

Don't know/No opinion

54. Caritas Australia strives to keep supporters involved with, and informed about, the good works of the Church delivered through Caritas' programs. How do you prefer to interact with Caritas? (Mark ALL that apply)

☐ Visiting the Caritas website

☐ Viewing updates on social media channels (e.g. Facebook)

☐ Reading stories, magazines and letters received in the mail

☐ Reading email newsletters

☐ Donating online

☐ Donating through the parish

☐ Not applicable - I don't support Caritas Australia

55. Catholic Mission is the Australian branch of the Pontifical Mission Societies, the Church's worldwide mission aid agency. Which of the works of Catholic Mission would you most likely support? (Mark ALL that apply)

☐ Assisting mission churches (Society for the Propagation of the Faith)

☐ Helping children in need (Society of Missionary Childhood)

☐ Educating clergy in mission countries (Society of St Peter the Apostle)

☐ Supporting remote communities in Australia (Home Mission Fund)

☐ Educating young Australians to talk about their faith

☐ Forming lay leaders to serve others and work for justice

☐ None of these

Social Issues

56. Do you support or oppose changing the legal definition of marriage to allow same-sex marriage?

☐ Strongly support

☐ Tend to support

☐ Mixed feelings/Neutral

☐ Tend to oppose

☐ Strongly oppose

☐ Don't know

57. Do you think that the presence of people from different countries makes life better in your local area?

☐ No, not at all

☐ Not often

☐ Sometimes

☐ Yes, definitely

☐ There are very few people from other countries in our area

☐ Don't know/Unsure

Do you agree or disagree with the following statements?

58. Australia should increase the number of refugees it accepts

Strongly agree

Agree

Neutral/Unsure

Disagree

Strongly disagree

59. Mandatory detention of asylum seekers (that is, holding them in detention until their immigration status is decided) is compatible with Catholic Church teaching

Strongly agree

Agree

Neutral/Unsure

Disagree

Strongly disagree

60. Most asylum seekers are queue jumpers trying to get into Australia without going through the proper channels required of authentic migrants

Strongly agree

Agree

Neutral/Unsure

Disagree

Strongly disagree

61. Do you think Australia’s current system of welfare payments strikes an appropriate balance between providing support to those in need and encouraging self-reliance?

☐ Yes, the balance is about right

☐ No, because it provides too much incentive to remain on benefits and too little incentive for people to find work

☐ No, because it is too harsh on those in need and does not sufficiently acknowledge the difficulties they face

☐ Don't know/Not sure

62. Which one of the following statements describes your view of the balance between work and family life for most people in Australia?

☐ The current balance is about right

☐ Work gets too much priority, so that family life suffers

☐ Family life is given too much priority relative to work obligations

☐ Don't know/Not sure

63. Do you agree or disagree? 'It is becoming more difficult to find the right balance between work and family life'

Strongly agree

Agree

Neutral/Unsure

Disagree

Strongly disagree

64. Think back to the Federal election in July this year, when the Liberals were led by Mr Turnbull and Labor by Mr Shorten. Which party did you vote for in each house? (Mark one box in each column)

House of Representatives

Senate

Liberal/Nationals

Labor (ALP)

Greens

One Nation

Other (e.g. DLP)

Don't remember

Did not vote

☐

☐

☐

☐

☐

☐

☐

65. In Federal elections, which party do you usually vote for in elections to the House of Representatives?

☐ Liberal/Nationals

☐ Labor (ALP)

☐ Greens

☐ One Nation

☐ Other (e.g. DLP)

☐ It has varied

☐ Don't remember

☐ I have not voted before

Thank you for your help today

